



**British Short Track Championships**

**Nottingham, Great Britain**

**1st & 2nd April 2017**



# **Official Results**

**British Short Track Championships**

**Nottingham, Great Britain**

**1st & 2nd April 2017**

## Programme

April 1, 2017

08:00	<i>Warming up , Warm Up</i>			
	<i>Warming up , Warm Up</i>			
	<i>Warming up , Warm Up</i>			
08:18	<i>Ice Res (Full) , --</i>			
08:33	Masters	1000 meter	Heats	1 - 4
08:47	PeeWee 2	500 meter	Heats	5 - 7
08:55	<i>Ice Res (Track) , --</i>			
09:05	Masters	1000 meter	Semi Final	8 - 11
09:21	PeeWee 2	500 meter	Semi Final	12 - 13
09:28	Junior Girls	1500 meter	Heats	14 - 15
09:37	Junior Boys	1500 meter	Heats	16 - 17
09:46	Senior Men	1500 meter	Heats	18 - 19
09:55	<i>Ice Res (Track) , --</i>			
10:05	Masters	1000 meter	Final	20 - 23
10:22	Juvenile Girls	1000 meter	Final	24
10:26	Juvenile Boys	1000 meter	Final	25
10:30	PeeWee Girls	777 meter	Final	26
10:34	PeeWee Boys	777 meter	Final	27
10:38	PeeWee 2	500 meter	Final	28 - 30
10:48	Junior Girls	1500 meter	Final	31 - 32
10:58	Junior Boys	1500 meter	Final	33 - 34
11:08	Senior Ladies	1500 meter	Final	35
11:13	Senior Men	1500 meter	Final	36 - 37
11:23	<i>Ice Res (Track) , --</i>			
11:33	PeeWee 2	222 meter	Heats	38 - 40
11:40	Masters	500 meter	Heats	41 - 44
11:51	Junior Boys	500 meter	Heats	45 - 47
11:59	<i>Ice Res (Track) , --</i>			
12:09	PeeWee 2	222 meter	Semi Final	48 - 49
12:14	Masters	500 meter	Semi Final	50 - 53
12:27	Junior Girls	500 meter	Heats	54 - 55
12:32	Junior Boys	500 meter	Semi Final	56 - 57
12:38	Senior Men	500 meter	Heats	58 - 59
12:44	<i>Ice Res (Track) , --</i>			
12:54	PeeWee 2	222 meter	Final	60 - 62
13:02	Masters	500 meter	Final	63 - 66

*The program is tentative and subject to change. Starting times will follow the flow of the competition.*

## Programme

---

April 1, 2017

---

13:15	Junior Girls	500 meter	Final	67 - 68
13:22	Junior Boys	500 meter	Final	69 - 71
13:32	Senior Ladies	500 meter	Final	72
13:35	Senior Men	500 meter	Final	73 - 74

*The program is tentative and subject to change. Starting times will follow the flow of the competition.*

## Programme

April 2, 2017

08:00	<i>Warming up , Warm Up</i>			
	<i>Warming up , Warm Up</i>			
	<i>Warming up , Warm Up</i>			
08:18	<i>Ice Res (Full) , --</i>			
08:33	PeeWee Girls	333 meter	Final	75
08:36	PeeWee Boys	333 meter	Final	76
08:39	Relay	3000 m Relay	Heats	77 - 79
09:00	<i>Ice Res (Full) , --</i>			
09:15	PeeWee 2	333 meter	Heats	80 - 82
09:22	Juvenile Girls	500 meter	Final	83
09:25	Juvenile Boys	500 meter	Final	84
09:29	Junior Boys	1000 meter	Heats	85 - 87
09:39	Masters	777 meter	Heats	88 - 91
09:53	<i>Ice Res (Track) , --</i>			
10:03	PeeWee 2	333 meter	Semi Final	92 - 93
10:08	Masters	777 meter	Semi Final	94 - 97
10:23	Junior Girls	1000 meter	Heats	98 - 99
10:30	Junior Boys	1000 meter	Semi Final	100 - 101
10:37	Senior Men	1000 meter	Heats	102 - 103
10:44	<i>Ice Res (Track) , --</i>			
10:54	PeeWee Girls	500 meter	Final	104
10:58	PeeWee Boys	500 meter	Final	105
11:01	PeeWee 2	333 meter	Final	106 - 108
11:10	Masters	777 meter	Final	109 - 112
11:26	Juvenile Girls	777 meter	Final	113
11:29	Juvenile Boys	777 meter	Final	114
11:33	Junior Girls	1000 meter	Final	115 - 116
11:40	Junior Boys	1000 meter	Final	117 - 119
11:51	Senior Ladies	1000 meter	Final	120
11:54	Senior Men	1000 meter	Final	121 - 122
12:01	<i>Ice Res (Track) , --</i>			
12:11	Senior Men	3000 M SF	Super Final	123
12:19	<i>Ice Res (Full) , --</i>			
12:34	Relay	3000 m Relay	Final	124
12:41	Relay	5000 m Relay	Final	125
12:51	<i>Ceremony , --</i>			

The program is tentative and subject to change. Starting times will follow the flow of the competition.

## List of Competitors

---

### Masters

11	ROWE	Matt	ALD	GBR	STGBR11905197701
13	WALLACE	Simon	ALD	GBR	STGBR12009197901
14	GREWAL	Peter	ALD	GBR	STGBR11111195501
18	ELLIOTT	Greg	SHF	GBR	STGBR10507197501
25	MITCHELL	Rob	MIRC	GBR	STGBR10906197201
33	WRIGHT	Keith	SHF	GBR	STGBR11001196101
46	McKENZIE	Mark	MIRC	GBR	STGBR10206197301
80	CLARK	Zoe	ALD	GBR	STGBR21705197301
85	MAYNARD	Mike	ALD	GBR	STGBR11104196801
89	ARMSTRONG	Peter	ALD	GBR	STGBR12309197701
102	BROWN	Adam	NIRC	GBR	STGBR10506197901
140	MURRAY	Chris	NIRC	GBR	STGBR11712197501
162	HILL Snr	Adam	MIRC	GBR	STGBR12807196901
165	HUMBER	Steve	MIRC	GBR	STGBR11312196601
177	O'DEA	Mick	SHF	GBR	STGBR12509194501
200	CHEETHAM	Simon	NIRC	GBR	STGBR10907196401
242	CARR	Peter	ALD	GBR	STGBR13003197201
256	DJEMAL	Ed	ALD	GBR	STGBR11607197001

## Qualification

### Masters

( 16 competitors)

April 1, 2017

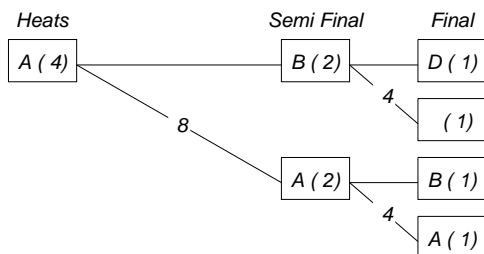
08:33	1 - 4	4	Heats	1000	1+2	qualify for Semi Final 1000 Group 1 others continue in Semi Final 1000 Group 2
09:05	8 - 9	2	Semi Final	1000	1+2	qualify for Final 1000 Group 3 others continue in Final 1000 Group 4
09:13	10 - 11	2	Semi Final	1000	1+2	qualify for Final 1000 Group 1 others continue in Final 1000 Group 2
10:05	20	1	Final	1000		
10:09	21	1	Final	1000		
10:13	22	1	Final	1000		
10:18	23	1	Final	1000		qualify for Heats 500 Group 1

11:40	41 - 44	4	Heats	500	1+2	qualify for Semi Final 500 Group 1 others continue in Semi Final 500 Group 2
12:14	50 - 51	2	Semi Final	500	1+2	qualify for Final 500 Group 3 others continue in Final 500 Group 4
12:20	52 - 53	2	Semi Final	500	1+2	qualify for Final 500 Group 1 others continue in Final 500 Group 2
13:02	63	1	Final	500		
13:06	64	1	Final	500		
13:09	65	1	Final	500		
13:12	66	1	Final	500		qualify for Heats 777 Group 1

April 2, 2017

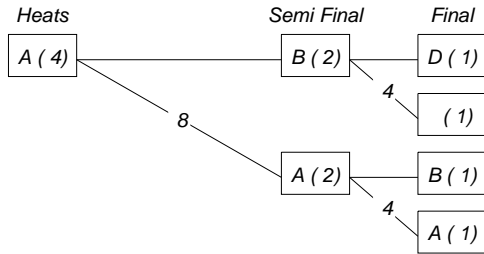
09:39	88 - 91	4	Heats	777	1+2	qualify for Semi Final 777 Group 1 others continue in Semi Final 777 Group 2
10:08	94 - 95	2	Semi Final	777	1+2 + 1x3	qualify for Final 777 Group 3 others continue in Final 777 Group 4
10:16	96 - 97	2	Semi Final	777	1+2	qualify for Final 777 Group 1 others continue in Final 777 Group 2
11:10	109	1	Final	777		
11:14	110	1	Final	777		
11:18	111	1	Final	777		
11:22	112	1	Final	777		

1000

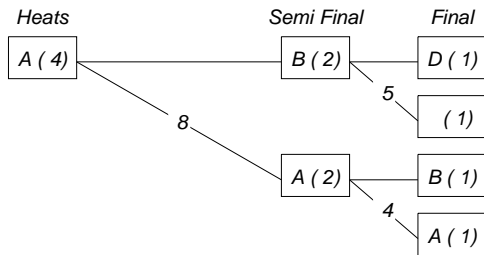


**Qualification**

500



777



## Heats 1000 meter Masters

### Race 1, Group 1 (1 of 4)

Fin	Nr	Name	Abr	Nat	Time	Pnts	>>
1	13	Simon WALLACE	ALD	GBR	1:53.762		Q
2	33	Keith WRIGHT	SHF	GBR	1:55.298		Q
3	140	Chris MURRAY	NIRC	GBR	1:56.478		
4	85	Mike MAYNARD	ALD	GBR	2:06.180		

### Race 2, Group 1 (2 of 4)

Fin	Nr	Name	Abr	Nat	Time	Pnts	>>
1	89	Peter ARMSTRONG	ALD	GBR	1:48.269		Q
2	242	Peter CARR	ALD	GBR	1:48.449		Q
3	18	Greg ELLIOTT	SHF	GBR	1:49.485		
4	177	Mick O'DEA	SHF	GBR	2:01.31		

### Race 3, Group 1 (3 of 4)

Fin	Nr	Name	Abr	Nat	Time	Pnts	>>
1	25	Rob MITCHELL	MIRC	GBR	1:56.75		Q
2	256	Ed DJEMAL	ALD	GBR	1:58.533		Q
3	162	Adam HILL Snr	MIRC	GBR	2:00.333		
p	200	Simon CHEETHAM	NIRC	GBR	--		penalty

### Race 4, Group 1 (4 of 4)

Fin	Nr	Name	Abr	Nat	Time	Pnts	>>
1	11	Matt ROWE	ALD	GBR	1:54.691		Q
2	102	Adam BROWN	NIRC	GBR	1:55.21		Q
3	80	Zoe CLARK	ALD	GBR	1:59.267		
4	14	Peter GREWAL	ALD	GBR	1:59.835		

## Semi Final 1000 meter Masters

### Race 8, Group 2 (1 of 2)

Fin	Nr	Name	Abr	Nat	Time	Pnts	>>
1	18	Greg ELLIOTT	SHF	GBR	1:58.170		Q
2	200	Simon CHEETHAM	NIRC	GBR	1:59.762		Q
3	162	Adam HILL Snr	MIRC	GBR	2:00.702		
4	14	Peter GREWAL	ALD	GBR	2:00.720		

### Race 9, Group 2 (2 of 2)

Fin	Nr	Name	Abr	Nat	Time	Pnts	>>
1	140	Chris MURRAY	NIRC	GBR	1:54.495		Q
2	177	Mick O'DEA	SHF	GBR	1:56.245		Q
3	80	Zoe CLARK	ALD	GBR	1:57.145		
4	85	Mike MAYNARD	ALD	GBR	2:05.765		

### Race 10, Group 1 (1 of 2)

Fin	Nr	Name	Abr	Nat	Time	Pnts	>>
1	11	Matt ROWE	ALD	GBR	1:48.972		Q
2	13	Simon WALLACE	ALD	GBR	1:49.402		Q
3	102	Adam BROWN	NIRC	GBR	1:50.370		
4	33	Keith WRIGHT	SHF	GBR	1:53.686		



## Semi Final 1000 meter Masters (...)

### Race 11, Group 1 (2 of 2)

<i>Fin</i>	<i>Nr</i>	<i>Name</i>	<i>Abr</i>	<i>Nat</i>	Time	Pnts	>>
1	25	Rob MITCHELL	MIRC	GBR	1:46.327		Q
2	89	Peter ARMSTRONG	ALD	GBR	1:46.645		Q
3	242	Peter CARR	ALD	GBR	1:47.3		
4	256	Ed DJEMAL	ALD	GBR	1:58.716		

## Final 1000 meter Masters

### Race 20, Group 4 (1 of 1)

<i>Fin</i>	<i>Nr</i>	<i>Name</i>	<i>Abr</i>	<i>Nat</i>	Time	Pnts	>>
1	80	Zoe CLARK	ALD	GBR	1:58.806		
2	162	Adam HILL Snr	MIRC	GBR	1:59.384		
3	14	Peter GREWAL	ALD	GBR	1:59.790		
4	85	Mike MAYNARD	ALD	GBR	--		

### Race 21, Group 3 (1 of 1)

<i>Fin</i>	<i>Nr</i>	<i>Name</i>	<i>Abr</i>	<i>Nat</i>	Time	Pnts	>>
1	18	Greg ELLIOTT	SHF	GBR	1:51.657		
2	140	Chris MURRAY	NIRC	GBR	1:56.158		
3	200	Simon CHEETHAM	NIRC	GBR	1:57.282		
4	177	Mick O'DEA	SHF	GBR	1:59.214		

### Race 22, Group 2 (1 of 1)

<i>Fin</i>	<i>Nr</i>	<i>Name</i>	<i>Abr</i>	<i>Nat</i>	Time	Pnts	>>
1	<b>242</b>	<b>Peter CARR</b>	<b>ALD</b>	<b>GBR</b>	<b>1:47.233</b>	<b>5</b>	
2	<b>102</b>	<b>Adam BROWN</b>	<b>NIRC</b>	<b>GBR</b>	<b>1:48.293</b>	<b>3</b>	
3	<b>33</b>	<b>Keith WRIGHT</b>	<b>SHF</b>	<b>GBR</b>	<b>1:55.909</b>	<b>2</b>	
4	<b>256</b>	<b>Ed DJEMAL</b>	<b>ALD</b>	<b>GBR</b>	--	<b>1</b>	

### Race 23, Group 1 (1 of 1)

<i>Fin</i>	<i>Nr</i>	<i>Name</i>	<i>Abr</i>	<i>Nat</i>	Time	Pnts	>>
1	<b>89</b>	<b>Peter ARMSTRONG</b>	<b>ALD</b>	<b>GBR</b>	<b>1:44.219</b>	<b>34</b>	
2	<b>13</b>	<b>Simon WALLACE</b>	<b>ALD</b>	<b>GBR</b>	<b>1:44.543</b>	<b>21</b>	
3	<b>25</b>	<b>Rob MITCHELL</b>	<b>MIRC</b>	<b>GBR</b>	<b>2:07.807</b>	<b>13</b>	
<i>p</i>	<b>11</b>	<b>Matt ROWE</b>	<b>ALD</b>	<b>GBR</b>	--	<b>5</b>	penalty

**Distance Classification 1000 meter Masters**

#	Name	Team	ISU	Fin		Time
<b>Final Group 1</b>						
1	89 Peter ARMSTRONG	ALD	GBR	1	34	1:44.219
2	13 Simon WALLACE	ALD	GBR	2	21	1:44.543
3	25 Rob MITCHELL	MIRC	GBR	3	13	1:46.327
4	11 Matt ROWE	ALD	GBR	P	5	1:48.972
<b>Final Group 2</b>						
5	242 Peter CARR	ALD	GBR	1	5	1:47.3
6	102 Adam BROWN	NIRC	GBR	2	3	1:48.293
7	33 Keith WRIGHT	SHF	GBR	3	2	1:53.686
8	256 Ed DJEMAL	ALD	GBR	4	1	1:58.533
<b>Final Group 3</b>						
9	18 Greg ELLIOTT	SHF	GBR	1		1:49.485
10	140 Chris MURRAY	NIRC	GBR	2		1:54.495
11	200 Simon CHEETHAM	NIRC	GBR	3		1:57.282
12	177 Mick O'DEA	SHF	GBR	4		1:56.245
<b>Final Group 4</b>						
13	80 Zoe CLARK	ALD	GBR	1		1:57.145
14	162 Adam HILL Snr	MIRC	GBR	2		1:59.384
15	14 Peter GREWAL	ALD	GBR	3		1:59.790
16	85 Mike MAYNARD	ALD	GBR	4		2:05.765

## Heats 500 meter Masters

### Race 41, Group 1 (1 of 4)

Fin	Nr	Name	Abr	Nat	Time	Pnts	>>
1	89	Peter ARMSTRONG	ALD	GBR	49.602		Q
2	18	Greg ELLIOTT	SHF	GBR	50.702		Q
3	256	Ed DJEMAL	ALD	GBR	56.20		
4	162	Adam HILL Snr	MIRC	GBR	56.640		

### Race 42, Group 1 (2 of 4)

Fin	Nr	Name	Abr	Nat	Time	Pnts	>>
1	25	Rob MITCHELL	MIRC	GBR	48.878		Q
2	242	Peter CARR	ALD	GBR	50.150		Q
3	200	Simon CHEETHAM	NIRC	GBR	57.246		
4	14	Peter GREWAL	ALD	GBR	1:00.562		

### Race 43, Group 1 (3 of 4)

Fin	Nr	Name	Abr	Nat	Time	Pnts	>>
1	11	Matt ROWE	ALD	GBR	49.65		Q
2	102	Adam BROWN	NIRC	GBR	51.829		Q
3	177	Mick O'DEA	SHF	GBR	58.991		
4	80	Zoe CLARK	ALD	GBR	59.27		

### Race 44, Group 1 (4 of 4)

Fin	Nr	Name	Abr	Nat	Time	Pnts	>>
1	13	Simon WALLACE	ALD	GBR	50.182		Q
2	33	Keith WRIGHT	SHF	GBR	54.852		Q
3	140	Chris MURRAY	NIRC	GBR	55.28		
4	85	Mike MAYNARD	ALD	GBR	59.112		

## Semi Final 500 meter Masters

### Race 50, Group 2 (1 of 2)

Fin	Nr	Name	Abr	Nat	Time	Pnts	>>
1	200	Simon CHEETHAM	NIRC	GBR	55.531		Q
2	140	Chris MURRAY	NIRC	GBR	56.367		Q
3	162	Adam HILL Snr	MIRC	GBR	56.501		
4	14	Peter GREWAL	ALD	GBR	58.721		

### Race 51, Group 2 (2 of 2)

Fin	Nr	Name	Abr	Nat	Time	Pnts	>>
1	256	Ed DJEMAL	ALD	GBR	56.439		Q
2	177	Mick O'DEA	SHF	GBR	58.269		Q
3	80	Zoe CLARK	ALD	GBR	58.425		
4	85	Mike MAYNARD	ALD	GBR	59.807		

### Race 52, Group 1 (1 of 2)

Fin	Nr	Name	Abr	Nat	Time	Pnts	>>
1	25	Rob MITCHELL	MIRC	GBR	48.464		Q
2	13	Simon WALLACE	ALD	GBR	48.680		Q
3	102	Adam BROWN	NIRC	GBR	51.664		
4	33	Keith WRIGHT	SHF	GBR	52.760		

## Semi Final 500 meter Masters (...)

### Race 53, Group 1 (2 of 2)

<i>Fin</i>	<i>Nr</i>	<i>Name</i>	<i>Abr</i>	<i>Nat</i>	Time	Pnts	>>
1	11	Matt ROWE	ALD	GBR	48.137		Q
2	89	Peter ARMSTRONG	ALD	GBR	48.585		Q
3	18	Greg ELLIOTT	SHF	GBR	48.675		
4	242	Peter CARR	ALD	GBR	49.503		

## Final 500 meter Masters

### Race 63, Group 4 (1 of 1)

<i>Fin</i>	<i>Nr</i>	<i>Name</i>	<i>Abr</i>	<i>Nat</i>	Time	Pnts	>>
1	162	Adam HILL Snr	MIRC	GBR	56.566		
2	85	Mike MAYNARD	ALD	GBR	58.686		
3	80	Zoe CLARK	ALD	GBR	58.714		
4	14	Peter GREWAL	ALD	GBR	58.978		

### Race 64, Group 3 (1 of 1)

<i>Fin</i>	<i>Nr</i>	<i>Name</i>	<i>Abr</i>	<i>Nat</i>	Time	Pnts	>>
1	200	Simon CHEETHAM	NIRC	GBR	55.33		
2	140	Chris MURRAY	NIRC	GBR	55.393		
3	256	Ed DJEMAL	ALD	GBR	56.183		
4	177	Mick O'DEA	SHF	GBR	57.865		

### Race 65, Group 2 (1 of 1)

<i>Fin</i>	<i>Nr</i>	<i>Name</i>	<i>Abr</i>	<i>Nat</i>	Time	Pnts	>>
1	<b>18</b>	<b>Greg ELLIOTT</b>	<b>SHF</b>	<b>GBR</b>	<b>49.320</b>	<b>5</b>	
2	<b>242</b>	<b>Peter CARR</b>	<b>ALD</b>	<b>GBR</b>	<b>50.240</b>	<b>3</b>	
3	<b>102</b>	<b>Adam BROWN</b>	<b>NIRC</b>	<b>GBR</b>	<b>51.710</b>	<b>2</b>	
4	<b>33</b>	<b>Keith WRIGHT</b>	<b>SHF</b>	<b>GBR</b>	<b>53.322</b>	<b>1</b>	

### Race 66, Group 1 (1 of 1)

<i>Fin</i>	<i>Nr</i>	<i>Name</i>	<i>Abr</i>	<i>Nat</i>	Time	Pnts	>>
1	<b>11</b>	<b>Matt ROWE</b>	<b>ALD</b>	<b>GBR</b>	<b>47.400</b>	<b>34</b>	
2	<b>89</b>	<b>Peter ARMSTRONG</b>	<b>ALD</b>	<b>GBR</b>	<b>47.726</b>	<b>21</b>	
3	<b>25</b>	<b>Rob MITCHELL</b>	<b>MIRC</b>	<b>GBR</b>	<b>1:08.356</b>	<b>13</b>	
<i>p</i>	<b>13</b>	<b>Simon WALLACE</b>	<b>ALD</b>	<b>GBR</b>	--	<b>5</b>	penalty

**Distance Classification 500 meter Masters**

	#	Name	Team	ISU	Fin		Time
<b>Final Group 1</b>							
	1	11 Matt ROWE	ALD	GBR	1	34 1-1-1	47.400
	2	89 Peter ARMSTRONG	ALD	GBR	2	21 1-2-2	47.726
	3	25 Rob MITCHELL	MIRC	GBR	3	13 1-1-3	48.464
	4	13 Simon WALLACE	ALD	GBR	P	5 1-2-P	48.680
<b>Final Group 2</b>							
	5	18 Greg ELLIOTT	SHF	GBR	1	5 2-3-1	48.675
	6	242 Peter CARR	ALD	GBR	2	3 2-4-2	49.503
	7	102 Adam BROWN	NIRC	GBR	3	2 2-3-3	51.664
	8	33 Keith WRIGHT	SHF	GBR	4	1 2-4-4	52.760
<b>Final Group 3</b>							
	9	200 Simon CHEETHAM	NIRC	GBR	1	3-1-1	55.33
	10	140 Chris MURRAY	NIRC	GBR	2	3-2-2	55.28
	11	256 Ed DJEMAL	ALD	GBR	3	3-1-3	56.20
	12	177 Mick O'DEA	SHF	GBR	4	3-2-4	57.865
<b>Final Group 4</b>							
	13	162 Adam HILL Snr	MIRC	GBR	1	4-3-1	56.501
	14	85 Mike MAYNARD	ALD	GBR	2	4-4-2	58.686
	15	80 Zoe CLARK	ALD	GBR	3	4-3-3	58.425
	16	14 Peter GREWAL	ALD	GBR	4	4-4-4	58.721

## Heats 777 meter Masters

### Race 88, Group 1 (1 of 4)

<i>Fin</i>	<i>Nr</i>	<i>Name</i>	<i>Abr</i>	<i>Nat</i>	<i>Time</i>	<i>Pnts</i>	<i>&gt;&gt;</i>
1	11	Matt ROWE	ALD	GBR	1:27.516		Q
2	18	Greg ELLIOTT	SHF	GBR	1:27.884		Q
3	200	Simon CHEETHAM	NIRC	GBR	1:28.528		
4	14	Peter GREWAL	ALD	GBR	1:34.184		

### Race 89, Group 1 (2 of 4)

<i>Fin</i>	<i>Nr</i>	<i>Name</i>	<i>Abr</i>	<i>Nat</i>	<i>Time</i>	<i>Pnts</i>	<i>&gt;&gt;</i>
1	25	Rob MITCHELL	MIRC	GBR	1:24.697		Q
2	242	Peter CARR	ALD	GBR	1:26.541		Q
3	140	Chris MURRAY	NIRC	GBR	1:28.807		
4	80	Zoe CLARK	ALD	GBR	1:31.605		

### Race 90, Group 1 (3 of 4)

<i>Fin</i>	<i>Nr</i>	<i>Name</i>	<i>Abr</i>	<i>Nat</i>	<i>Time</i>	<i>Pnts</i>	<i>&gt;&gt;</i>
1	13	Simon WALLACE	ALD	GBR	1:26.557		Q
2	102	Adam BROWN	NIRC	GBR	1:27.871		Q
3	177	Mick O'DEA	SHF	GBR	1:31.941		
4	85	Mike MAYNARD	ALD	GBR	1:34.693		

### Race 91, Group 1 (4 of 4)

<i>Fin</i>	<i>Nr</i>	<i>Name</i>	<i>Abr</i>	<i>Nat</i>	<i>Time</i>	<i>Pnts</i>	<i>&gt;&gt;</i>
1	89	Peter ARMSTRONG	ALD	GBR	1:26.84		Q
2	33	Keith WRIGHT	SHF	GBR	1:26.926		Q
3	256	Ed DJEMAL	ALD	GBR	1:28.586		
4	162	Adam HILL Snr	MIRC	GBR	1:30.836		

## Semi Final 777 meter Masters

### Race 94, Group 2 (1 of 2)

<i>Fin</i>	<i>Nr</i>	<i>Name</i>	<i>Abr</i>	<i>Nat</i>	<i>Time</i>	<i>Pnts</i>	<i>&gt;&gt;</i>
1	256	Ed DJEMAL	ALD	GBR	1:28.836		Q
2	177	Mick O'DEA	SHF	GBR	1:28.896		Q
3	162	Adam HILL Snr	MIRC	GBR	1:29.30		q
4	14	Peter GREWAL	ALD	GBR	1:31.56		

### Race 95, Group 2 (2 of 2)

<i>Fin</i>	<i>Nr</i>	<i>Name</i>	<i>Abr</i>	<i>Nat</i>	<i>Time</i>	<i>Pnts</i>	<i>&gt;&gt;</i>
1	200	Simon CHEETHAM	NIRC	GBR	1:27.181		Q
2	140	Chris MURRAY	NIRC	GBR	1:29.349		Q
3	80	Zoe CLARK	ALD	GBR	1:30.103		
4	85	Mike MAYNARD	ALD	GBR	1:37.105		

### Race 96, Group 1 (1 of 2)

<i>Fin</i>	<i>Nr</i>	<i>Name</i>	<i>Abr</i>	<i>Nat</i>	<i>Time</i>	<i>Pnts</i>	<i>&gt;&gt;</i>
1	25	Rob MITCHELL	MIRC	GBR	1:25.555		Q
2	11	Matt ROWE	ALD	GBR	1:25.575		Q
3	18	Greg ELLIOTT	SHF	GBR	1:28.9		
4	102	Adam BROWN	NIRC	GBR	1:33.191		

## Semi Final 777 meter Masters (...)

### Race 97, Group 1 (2 of 2)

<i>Fin</i>	<i>Nr</i>	<i>Name</i>	<i>Abr</i>	<i>Nat</i>	Time	Pnts	>>
1	13	Simon WALLACE	ALD	GBR	1:16.631		Q
2	89	Peter ARMSTRONG	ALD	GBR	1:16.651		Q
3	242	Peter CARR	ALD	GBR	1:17.401		
4	33	Keith WRIGHT	SHF	GBR	1:33.135		

## Final 777 meter Masters

### Race 109, Group 4 (1 of 1)

<i>Fin</i>	<i>Nr</i>	<i>Name</i>	<i>Abr</i>	<i>Nat</i>	Time	Pnts	>>
1	80	Zoe CLARK	ALD	GBR	1:32.794		
2	14	Peter GREWAL	ALD	GBR	1:33.22		
3	85	Mike MAYNARD	ALD	GBR	1:34.360		

### Race 110, Group 3 (1 of 1)

<i>Fin</i>	<i>Nr</i>	<i>Name</i>	<i>Abr</i>	<i>Nat</i>	Time	Pnts	>>
1	200	Simon CHEETHAM	NIRC	GBR	1:28.555		
2	140	Chris MURRAY	NIRC	GBR	1:28.625		
3	177	Mick O'DEA	SHF	GBR	1:30.21		
4	162	Adam HILL Snr	MIRC	GBR	1:30.73		
5	256	Ed DJEMAL	ALD	GBR	--		

### Race 111, Group 2 (1 of 1)

<i>Fin</i>	<i>Nr</i>	<i>Name</i>	<i>Abr</i>	<i>Nat</i>	Time	Pnts	>>
1	<b>242</b>	<b>Peter CARR</b>	<b>ALD</b>	<b>GBR</b>	<b>1:20.99</b>	<b>5</b>	
2	<b>18</b>	<b>Greg ELLIOTT</b>	<b>SHF</b>	<b>GBR</b>	<b>1:20.823</b>	<b>3</b>	
3	<b>102</b>	<b>Adam BROWN</b>	<b>NIRC</b>	<b>GBR</b>	<b>1:22.397</b>	<b>2</b>	
4	<b>33</b>	<b>Keith WRIGHT</b>	<b>SHF</b>	<b>GBR</b>	<b>1:24.129</b>	<b>1</b>	

### Race 112, Group 1 (1 of 1)

<i>Fin</i>	<i>Nr</i>	<i>Name</i>	<i>Abr</i>	<i>Nat</i>	Time	Pnts	>>
1	<b>11</b>	<b>Matt ROWE</b>	<b>ALD</b>	<b>GBR</b>	<b>1:18.265</b>	<b>34</b>	
2	<b>13</b>	<b>Simon WALLACE</b>	<b>ALD</b>	<b>GBR</b>	<b>1:18.397</b>	<b>21</b>	
3	<b>25</b>	<b>Rob MITCHELL</b>	<b>MIRC</b>	<b>GBR</b>	<b>1:18.409</b>	<b>13</b>	
4	<b>89</b>	<b>Peter ARMSTRONG</b>	<b>ALD</b>	<b>GBR</b>	<b>1:20.1</b>	<b>8</b>	

**Distance Classification 777 meter Masters**

	#	Name	Team	ISU	Fin		Time
Final Group 1							
	1	11 Matt ROWE	ALD	GBR	1	34 1-2-1	1:18.265
	2	13 Simon WALLACE	ALD	GBR	2	21 1-1-2	1:16.631
	3	25 Rob MITCHELL	MIRC	GBR	3	13 1-1-3	1:18.409
	4	89 Peter ARMSTRONG	ALD	GBR	4	8 1-2-4	1:16.651
Final Group 2							
	5	242 Peter CARR	ALD	GBR	1	5 2-3-1	1:17.401
	6	18 Greg ELLIOTT	SHF	GBR	2	3 2-3-2	1:20.823
	7	102 Adam BROWN	NIRC	GBR	3	2 2-4-3	1:22.397
	8	33 Keith WRIGHT	SHF	GBR	4	1 2-4-4	1:24.129
Final Group 3							
	9	200 Simon CHEETHAM	NIRC	GBR	1	3-1-1	1:27.181
	10	140 Chris MURRAY	NIRC	GBR	2	3-2-2	1:28.625
	11	177 Mick O'DEA	SHF	GBR	3	3-2-3	1:28.896
	12	162 Adam HILL Snr	MIRC	GBR	4	4-3-4	1:29.30
	13	256 Ed DJEMAL	ALD	GBR	5	3-1-5	1:28.586
Final Group 4							
	14	80 Zoe CLARK	ALD	GBR	1	4-3-1	1:30.103
	15	14 Peter GREWAL	ALD	GBR	2	4-4-2	1:31.56
	16	85 Mike MAYNARD	ALD	GBR	3	4-4-3	1:34.360



**Overall Classification Masters**

	#	Name	Team	ISU	FP	CDR		time
1	11	Matt ROWE	ALD	GBR	73	6	4-1-1	1:48.972
2	89	Peter ARMSTRONG	ALD	GBR	63	7	1-2-4	1:44.219
3	13	Simon WALLACE	ALD	GBR	47	8	2-4-2	1:44.543
4	25	Rob MITCHELL	MIRC	GBR	39	9	3-3-3	1:46.327
5	242	Peter CARR	ALD	GBR	13	16	5-6-5	1:47.3
6	18	Greg ELLIOTT	SHF	GBR	8	20	9-5-6	1:49.485
7	102	Adam BROWN	NIRC	GBR	7	20	6-7-7	1:48.293
8	33	Keith WRIGHT	SHF	GBR	4	23	7-8-8	1:53.686
9	256	Ed DJEMAL	ALD	GBR	1	32	8-11-13	1:58.533
10	200	Simon CHEETHAM	NIRC	GBR		29	11-9-9	1:57.282
11	140	Chris MURRAY	NIRC	GBR		30	10-10-10	1:54.495
12	177	Mick O'DEA	SHF	GBR		35	12-12-11	1:56.245
13	162	Adam HILL Snr	MIRC	GBR		39	14-13-12	1:59.384
14	80	Zoe CLARK	ALD	GBR		42	13-15-14	1:57.145
15	85	Mike MAYNARD	ALD	GBR		46	16-14-16	2:05.765
16	14	Peter GREWAL	ALD	GBR		46	15-16-15	1:59.790

## List of Competitors

---

### Senior Men

7	DUNCAN	Lloyd	ALD	GBR	STGBR12304199701
68	TAYLOR	Euan	AYR	GBR	STGBR10508199301
98	DJEMAL	Aydin	ALD	GBR	STGBR10611199601
149	COTTERILL	Joe	BISSC	GBR	STGBR10310199501
150	SIMMS	Billy	MIRC	GBR	STGBR12107199301
168	TREACY	Farrell	MIRC	GBR	STGBR12904199501
180	CHEETHAM	Josh	NIRC	GBR	STGBR12610199201
253	HAMMERSLEY	Sam	NIRC	GBR	STGBR11106199401

## Qualification

### Senior Men

( 8 competitors)

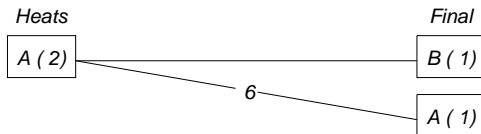
April 1, 2017

09:46	18 - 19	2	Heats	1500	1+2+3	qualify for Final 1500 Group 1 others continue in Final 1500 Group 2
11:13	36	1	Final	1500		
11:18	37	1	Final	1500		qualify for Heats 500 Group 1
12:38	58 - 59	2	Heats	500	1+2	qualify for Final 500 Group 1 others continue in Final 500 Group 2
13:35	73	1	Final	500		
13:38	74	1	Final	500		qualify for Heats 1000 Group 1

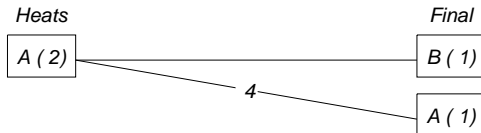
April 2, 2017

10:37	102 - 103	2	Heats	1000	1+2	qualify for Final 1000 Group 1 others continue in Final 1000 Group 2
11:54	121	1	Final	1000		qualify for Super Final 3000
11:58	122	1	Final	1000		qualify for Super Final 3000
12:11	123	1	Super Final	3000		

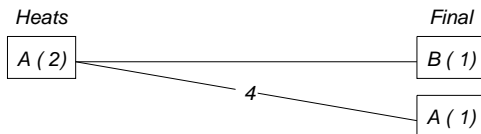
1500



500



1000



## Heats 1500 meter Senior Men

### Race 18, Group 1 (1 of 2)

<i>Fin</i>	<i>Nr</i>	<i>Name</i>	<i>Abr</i>	<i>Nat</i>		Time	Pnts	>>
1	98	Aydin DJEMAL	ALD	GBR	nt	3:02.422		Q
2	168	Farrell TREACY	MIRC	GBR	nt	3:02.450		Q
3	68	Euan TAYLOR	AYR	GBR		3:02.822		Q
4	253	Sam HAMMERSLEY	NIRC	GBR		3:03.530		

### Race 19, Group 1 (2 of 2)

<i>Fin</i>	<i>Nr</i>	<i>Name</i>	<i>Abr</i>	<i>Nat</i>		Time	Pnts	>>
1	150	Billy SIMMS	MIRC	GBR	nt	2:58.856		Q
2	180	Josh CHEETHAM	NIRC	GBR	nt	2:59.502		Q
3	7	Lloyd DUNCAN	ALD	GBR		3:10.284		Q
<i>nf</i>	149	Joe COTTERILL	BISSC	GBR		--		dnf

## Final 1500 meter Senior Men

### Race 36, Group 2 (1 of 1)

<i>Fin</i>	<i>Nr</i>	<i>Name</i>	<i>Abr</i>	<i>Nat</i>		Time	Pnts	>>
1	<b>253</b>	<b>Sam HAMMERSLEY</b>	<b>NIRC</b>	<b>GBR</b>		<b>3:02.715</b>	<b>2</b>	
2	<b>149</b>	<b>Joe COTTERILL</b>	<b>BISSC</b>	<b>GBR</b>		<b>3:05.639</b>	<b>1</b>	

### Race 37, Group 1 (1 of 1)

<i>Fin</i>	<i>Nr</i>	<i>Name</i>	<i>Abr</i>	<i>Nat</i>		Time	Pnts	>>
1	<b>98</b>	<b>Aydin DJEMAL</b>	<b>ALD</b>	<b>GBR</b>	nt	<b>3:17.60</b>	<b>34</b>	
2	<b>168</b>	<b>Farrell TREACY</b>	<b>MIRC</b>	<b>GBR</b>	nt	<b>3:17.132</b>	<b>21</b>	
3	<b>180</b>	<b>Josh CHEETHAM</b>	<b>NIRC</b>	<b>GBR</b>	nt	<b>3:17.774</b>	<b>13</b>	
4	<b>68</b>	<b>Euan TAYLOR</b>	<b>AYR</b>	<b>GBR</b>		<b>3:21.376</b>	<b>8</b>	
5	<b>7</b>	<b>Lloyd DUNCAN</b>	<b>ALD</b>	<b>GBR</b>		<b>3:28.130</b>	<b>5</b>	
6	<b>150</b>	<b>Billy SIMMS</b>	<b>MIRC</b>	<b>GBR</b>	nt	<b>3:56.434</b>	<b>3</b>	

### Distance Classification 1500 meter Senior Men

	#	Name	Team	ISU	Fin		Time
Final Group 1							
	1	98 Aydin DJEMAL	ALD	NT GBR	1	34 1-1	3:02.422
	2	168 Farrell TREACY	MIRC	NT GBR	2	21 2-2	3:02.450
	3	180 Josh CHEETHAM	NIRC	NT GBR	3	13 2-3	2:59.502
	4	68 Euan TAYLOR	AYR	GBR	4	8 3-4	3:02.822
	5	7 Lloyd DUNCAN	ALD	GBR	5	5 3-5	3:10.284
	6	150 Billy SIMMS	MIRC	NT GBR	6	3 1-6	2:58.856
Final Group 2							
	7	253 Sam HAMMERSLEY	NIRC	GBR	1	2 4-1	3:02.715
	8	149 Joe COTTERILL	BISSC	GBR	2	1 NF-2	3:05.639

## Heats 500 meter Senior Men

### Race 58, Group 1 (1 of 2)

<i>Fin</i>	<i>Nr</i>	<i>Name</i>	<i>Abr</i>	<i>Nat</i>		Time	Pnts	>>
1	168	Farrell TREACY	MIRC	GBR	nt	43.663		Q
2	180	Josh CHEETHAM	NIRC	GBR	nt	43.811		Q
3	7	Lloyd DUNCAN	ALD	GBR		51.863		
<i>nf</i>	149	Joe COTTERILL	BISSC	GBR		--		dnf

### Race 59, Group 1 (2 of 2)

<i>Fin</i>	<i>Nr</i>	<i>Name</i>	<i>Abr</i>	<i>Nat</i>		Time	Pnts	>>
1	150	Billy SIMMS	MIRC	GBR	nt	43.652		Q
2	98	Aydin DJEMAL	ALD	GBR	nt	43.742		Q
3	68	Euan TAYLOR	AYR	GBR		47.46		
4	253	Sam HAMMERSLEY	NIRC	GBR		47.784		

## Final 500 meter Senior Men

### Race 73, Group 2 (1 of 1)

<i>Fin</i>	<i>Nr</i>	<i>Name</i>	<i>Abr</i>	<i>Nat</i>		Time	Pnts	>>
1	<b>68</b>	<b>Euan TAYLOR</b>	<b>AYR</b>	<b>GBR</b>		<b>46.951</b>	<b>5</b>	
2	<b>253</b>	<b>Sam HAMMERSLEY</b>	<b>NIRC</b>	<b>GBR</b>		<b>48.669</b>	<b>3</b>	
3	7	Lloyd DUNCAN	ALD	GBR		51.569	2	
<i>nf</i>	149	Joe COTTERILL	BISSC	GBR		--		dnf

### Race 74, Group 1 (1 of 1)

<i>Fin</i>	<i>Nr</i>	<i>Name</i>	<i>Abr</i>	<i>Nat</i>		Time	Pnts	>>
1	<b>168</b>	<b>Farrell TREACY</b>	<b>MIRC</b>	<b>GBR</b>	nt	<b>43.981</b>	<b>34</b>	
2	<b>180</b>	<b>Josh CHEETHAM</b>	<b>NIRC</b>	<b>GBR</b>	nt	<b>44.29</b>	<b>21</b>	
3	<b>98</b>	<b>Aydin DJEMAL</b>	<b>ALD</b>	<b>GBR</b>	nt	<b>44.287</b>	<b>13</b>	
4	150	Billy SIMMS	MIRC	GBR	nt	57.657	8	

**Distance Classification 500 meter Senior Men**

	#	Name	Team	ISU	Fin		Time
Final Group 1							
	1	168 Farrell TREACY	MIRC	NT	GBR	1 34 1-1	43.663
	2	180 Josh CHEETHAM	NIRC	NT	GBR	2 21 2-2	43.811
	3	98 Aydin DJEMAL	ALD	NT	GBR	3 13 2-3	43.742
	4	150 Billy SIMMS	MIRC	NT	GBR	4 8 1-4	43.652
Final Group 2							
	5	68 Euan TAYLOR	AYR		GBR	1 5 3-1	46.951
	6	253 Sam HAMMERSLEY	NIRC		GBR	2 3 4-2	47.784
	7	7 Lloyd DUNCAN	ALD		GBR	3 2 3-3	51.569
		149 Joe COTTERILL	BISSC		GBR	NF NF-NF	0.0

## Heats 1000 meter Senior Men

### Race 102, Group 1 (1 of 2)

<i>Fin</i>	<i>Nr</i>	<i>Name</i>	<i>Abr</i>	<i>Nat</i>		Time	Pnts	>>
1	150	Billy SIMMS	MIRC	GBR	nt	1:38.345		Q
2	98	Aydin DJEMAL	ALD	GBR	nt	1:40.343		Q
3	149	Joe COTTERILL	BISSC	GBR		1:57.191		
<i>p</i>	180	Josh CHEETHAM	NIRC	GBR	nt	--		penalty

### Race 103, Group 1 (2 of 2)

<i>Fin</i>	<i>Nr</i>	<i>Name</i>	<i>Abr</i>	<i>Nat</i>		Time	Pnts	>>
1	168	Farrell TREACY	MIRC	GBR	nt	1:45.965		Q
2	68	Euan TAYLOR	AYR	GBR		1:48.7		Q
3	253	Sam HAMMERSLEY	NIRC	GBR		1:48.817		
4	7	Lloyd DUNCAN	ALD	GBR		1:52.559		

## Final 1000 meter Senior Men

### Race 121, Group 2 (1 of 1)

<i>Fin</i>	<i>Nr</i>	<i>Name</i>	<i>Abr</i>	<i>Nat</i>		Time	Pnts	>>
1	<b>180</b>	<b>Josh CHEETHAM</b>	<b>NIRC</b>	<b>GBR</b>	<b>nt</b>	<b>1:31.415</b>	<b>5</b>	
2	<b>253</b>	<b>Sam HAMMERSLEY</b>	<b>NIRC</b>	<b>GBR</b>		<b>1:43.432</b>	<b>3</b>	
3	<b>7</b>	<b>Lloyd DUNCAN</b>	<b>ALD</b>	<b>GBR</b>		<b>1:46.228</b>	<b>2</b>	
4	<b>149</b>	<b>Joe COTTERILL</b>	<b>BISSC</b>	<b>GBR</b>		<b>1:53.738</b>	<b>1</b>	

### Race 122, Group 1 (1 of 1)

<i>Fin</i>	<i>Nr</i>	<i>Name</i>	<i>Abr</i>	<i>Nat</i>		Time	Pnts	>>
1	<b>150</b>	<b>Billy SIMMS</b>	<b>MIRC</b>	<b>GBR</b>	<b>nt</b>	<b>1:40.804</b>	<b>34</b>	
2	<b>98</b>	<b>Aydin DJEMAL</b>	<b>ALD</b>	<b>GBR</b>	<b>nt</b>	<b>1:41.536</b>	<b>21</b>	
3	<b>68</b>	<b>Euan TAYLOR</b>	<b>AYR</b>	<b>GBR</b>		<b>1:47.420</b>	<b>13</b>	
4	<b>168</b>	<b>Farrell TREACY</b>	<b>MIRC</b>	<b>GBR</b>	<b>nt</b>	<b>2:22.236</b>	<b>8</b>	



### Distance Classification 1000 meter Senior Men

	#	Name	Team	ISU	Fin		Time
Final Group 1							
	1	150 Billy SIMMS	MIRC	NT GBR	1	34 1-1	1:38.345
	2	98 Aydin DJEMAL	ALD	NT GBR	2	21 2-2	1:40.343
	3	68 Euan TAYLOR	AYR	GBR	3	13 2-3	1:47.420
	4	168 Farrell TREACY	MIRC	NT GBR	4	8 1-4	1:45.965
Final Group 2							
	5	180 Josh CHEETHAM	NIRC	NT GBR	1	5 P-1	1:31.415
	6	253 Sam HAMMERSLEY	NIRC	GBR	2	3 3-2	1:43.432
	7	7 Lloyd DUNCAN	ALD	GBR	3	2 4-3	1:46.228
	8	149 Joe COTTERILL	BISSC	GBR	4	1 3-4	1:53.738

**Super Final 3000 M SF Senior Men**

---

**Race 123, - (1 of 1)**

<i>Fin</i>	<i>Nr</i>	<i>Name</i>	<i>Abr</i>	<i>Nat</i>		Time	Pnts	>>
1	168	Farrell TREACY	MIRC	GBR	nt	5:37.478	34	
2	150	Billy SIMMS	MIRC	GBR	nt	5:37.544	21	
3	180	Josh CHEETHAM	NIRC	GBR	nt	5:38.584	13	
4	98	Aydin DJEMAL	ALD	GBR	nt	5:46.182	8	
5	253	Sam HAMMERSLEY	NIRC	GBR		5:47.240	5	
6	68	Euan TAYLOR	AYR	GBR		5:53.878	3	
7	7	Lloyd DUNCAN	ALD	GBR		6:09.204	2	
8	149	Joe COTTERILL	BISSC	GBR		6:18.250	1	

**Distance Classification 3000 M SF Senior Men**

	#	Name	Team	ISU	Fin		Time
Super Final -							
1	168	Farrell TREACY	MIRC	NT GBR	1	34 1	5:37.478
2	150	Billy SIMMS	MIRC	NT GBR	2	21 2	5:37.544
3	180	Josh CHEETHAM	NIRC	NT GBR	3	13 3	5:38.584
4	98	Aydin DJEMAL	ALD	NT GBR	4	8 4	5:46.182
5	253	Sam HAMMERSLEY	NIRC	GBR	5	5 5	5:47.240
6	68	Euan TAYLOR	AYR	GBR	6	3 6	5:53.878
7	7	Lloyd DUNCAN	ALD	GBR	7	2 7	6:09.204
8	149	Joe COTTERILL	BISSC	GBR	8	1 8	6:18.250

**Overall Classification Senior Men**

	#	Name	Team	ISU	FP	CDR		time
1	168	Farrell TREACY	MIRC	NT GBR	97	8	2-1-4-1	3:02.450
2	98	Aydin DJEMAL	ALD	NT GBR	76	10	1-3-2-4	3:02.422
3	150	Billy SIMMS	MIRC	NT GBR	66	13	6-4-1-2	2:58.856
4	180	Josh CHEETHAM	NIRC	NT GBR	52	13	3-2-5-3	2:59.502
5	68	Euan TAYLOR	AYR	GBR	29	18	4-5-3-6	3:02.822
6	253	Sam HAMMERSLEY	NIRC	GBR	13	24	7-6-6-5	3:02.715
7	7	Lloyd DUNCAN	ALD	GBR	11	26	5-7-7-7	3:10.284
8	149	Joe COTTERILL	BISSC	GBR	3	33	8-9-8-8	3:05.639



# British Short Track Championships

Nottingham, Great Britain

1st & 2nd April 2017



## List of Competitors

---

### Senior Ladies

45	THOMSON	Kathryn	AYR	GBR	STGBR22601199601
78	KIRKBY	Helen	MIRC	GBR	STGBR21105198601
142	PICKERING	Jennifer	NIRC	GBR	STGBR22202199701
148	PEACH	Becca	NIRC	GBR	STGBR20302199701
208	GILMARTIN	Charlotte	MIRC	GBR	STGBR20703199001
209	CHRISTIE	Elise	FVISC	GBR	STGBR21308199001



# British Short Track Championships

Nottingham, Great Britain

1st & 2nd April 2017



## Qualification

### Senior Ladies

( 4 competitors)

April 1, 2017

11:08 35 1 Final 1500 \_\_\_\_\_ qualify for Final 500 Group 1

13:32 72 1 Final 500 \_\_\_\_\_ qualify for Final 1000 Group 1

April 2, 2017

11:51 120 1 Final 1000

1500

*Final*

A ( 1)

500

*Final*

A ( 1)

1000

*Final*

A ( 1)

## Final 1500 meter Senior Ladies

---

### Race 35, Group 1 (1 of 1)

<i>Fin</i>	<i>Nr</i>	<i>Name</i>	<i>Abr</i>	<i>Nat</i>		Time	Pnts	>>
1	208	Charlotte GILMARTIN	MIRC	GBR	nt	2:56.211	34	
2	45	Kathryn THOMSON	AYR	GBR	nt	2:56.329	21	
3	142	Jennifer PICKERING	NIRC	GBR	nt	2:57.710	13	
4	78	Helen KIRKBY	MIRC	GBR		3:10.195	8	
5	148	Becca PEACH	NIRC	GBR		3:14.365	5	

### Distance Classification 1500 meter Senior Ladies

---

#	Name	Team	ISU	Fin			Time
Final Group 1							
1	208 Charlotte GILMARTIN	MIRC	NT GBR	1	34	1	2:56.211
2	45 Kathryn THOMSON	AYR	NT GBR	2	21	2	2:56.329
3	142 Jennifer PICKERING	NIRC	NT GBR	3	13	3	2:57.710
4	78 Helen KIRKBY	MIRC	GBR	4	8	4	3:10.195
5	148 Becca PEACH	NIRC	GBR	5	5	5	3:14.365



## Final 500 meter Senior Ladies

---

### Race 72, Group 1 (1 of 1)

<i>Fin</i>	<i>Nr</i>	<i>Name</i>	<i>Abr</i>	<i>Nat</i>		Time	Pnts	>>
1	208	Charlotte GILMARTIN	MIRC	GBR	nt	45.723	34	
2	45	Kathryn THOMSON	AYR	GBR	nt	46.103	21	
3	142	Jennifer PICKERING	NIRC	GBR	nt	47.683	13	
4	78	Helen KIRKBY	MIRC	GBR		56.881	8	
5	148	Becca PEACH	NIRC	GBR		1:00.43	5	

### Distance Classification 500 meter Senior Ladies

#	Name	Team	ISU	Fin			Time
Final Group 1							
1	208 Charlotte GILMARTIN	MIRC	NT GBR	1	34	1	45.723
2	45 Kathryn THOMSON	AYR	NT GBR	2	21	2	46.103
3	142 Jennifer PICKERING	NIRC	NT GBR	3	13	3	47.683
4	78 Helen KIRKBY	MIRC	GBR	4	8	4	56.881
5	148 Becca PEACH	NIRC	GBR	5	5	5	1:00.43

## Final 1000 meter Senior Ladies

---

### Race 120, Group 1 (1 of 1)

<i>Fin</i>	<i>Nr</i>	<i>Name</i>	<i>Abr</i>	<i>Nat</i>		Time	Pnts	>>
1	208	Charlotte GILMARTIN	MIRC	GBR	nt	1:48.852	34	
2	45	Kathryn THOMSON	AYR	GBR	nt	1:49.582	21	
3	142	Jennifer PICKERING	NIRC	GBR	nt	1:49.758	13	
4	78	Helen KIRKBY	MIRC	GBR		1:59.212	8	

### Distance Classification 1000 meter Senior Ladies

#	Name	Team	ISU	Fin			Time
Final Group 1							
1	208 Charlotte GILMARTIN	MIRC	NT GBR	1	34	1	1:48.852
2	45 Kathryn THOMSON	AYR	NT GBR	2	21	2	1:49.582
3	142 Jennifer PICKERING	NIRC	NT GBR	3	13	3	1:49.758
4	78 Helen KIRKBY	MIRC	GBR	4	8	4	1:59.212



# British Short Track Championships

Nottingham, Great Britain

1st & 2nd April 2017



## Overall Classification Senior Ladies

---

	#	Name	Team	ISU	FP	CDR		time
1	208	Charlotte GILMARTIN	MIRC	NT GBR	102	3	1-1-1	2:56.211
2	45	Kathryn THOMSON	AYR	NT GBR	63	6	2-2-2	2:56.329
3	142	Jennifer PICKERING	NIRC	NT GBR	39	9	3-3-3	2:57.710
4	78	Helen KIRKBY	MIRC	GBR	24	12	4-4-4	3:10.195
5	148	Becca PEACH	NIRC	GBR	10	15	5-5-5	3:14.365

## List of Competitors

---

### Junior Boys

81	MAIR	Billy	AYR	GBR	STGBR12006200001
82	MOODY	Jonathan	ALD	GBR	STGBR12308199801
92	CRAWFORD	Jack	NIRC	GBR	STGBR12603199901
104	MARSHALL	Brandon	SHF	GBR	STGBR12604199901
125	VELDSMAN	Johanco	SHF	GBR	STGBR12712200001
135	WILLS	Bradley	SHF	GBR	STGBR10111200001
145	ROBERTS	Ben	NIRC	GBR	STGBR11603200101
147	COLLINS	Alex	ALD	GBR	STGBR13107199801
212	TREACY	Ethan	MIRC	GBR	STGBR11906199801
250	TREACY	Niall	MIRC	GBR	STGBR12007200001
254	PICKERING	Daniel	NIRC	GBR	STGBR10901200101

## Qualification

### Junior Boys

( 11 competitors)

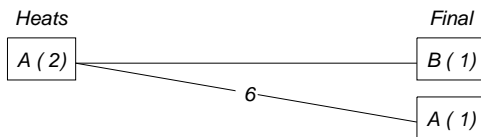
April 1, 2017

09:37	16 - 17	2	Heats	1500	1+2+3	qualify for Final 1500 Group 1 others continue in Final 1500 Group 2
10:58	33	1	Final	1500		
11:03	34	1	Final	1500		qualify for Heats 500 Group 1
11:51	45 - 47	3	Heats	500	1+2 + 2x3	qualify for Semi Final 500 Group 1 others continue in Final 500 Group 3
12:32	56 - 57	2	Semi Final	500	1+2	qualify for Final 500 Group 1 others continue in Final 500 Group 2
13:22	69	1	Final	500		
13:25	70	1	Final	500		
13:28	71	1	Final	500		qualify for Heats 1000 Group 1

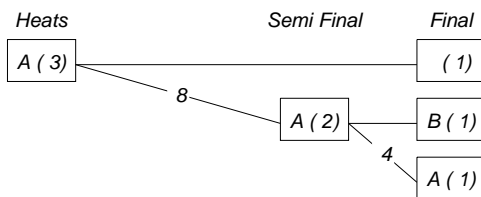
April 2, 2017

09:29	85 - 87	3	Heats	1000	1+2 + 2x3	qualify for Semi Final 1000 Group 1 others continue in Final 1000 Group 3
10:30	100 - 101	2	Semi Final	1000	1+2	qualify for Final 1000 Group 1 others continue in Final 1000 Group 2
11:40	117	1	Final	1000		
11:44	118	1	Final	1000		
11:47	119	1	Final	1000		

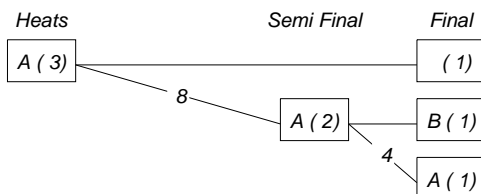
1500



500



1000



## Heats 1500 meter Junior Boys

### Race 16, Group 1 (1 of 2)

<i>Fin</i>	<i>Nr</i>	<i>Name</i>	<i>Abr</i>	<i>Nat</i>		Time	Pnts	>>
1	82	Jonathan MOODY	ALD	GBR	nt	2:36.878		Q
2	250	Niall TREACY	MIRC	GBR		2:38.124		Q
3	145	Ben ROBERTS	NIRC	GBR		2:46.638		Q
4	125	Johanco VELDSMAN	SHF	GBR		2:52.136		
5	81	Billy MAIR	AYR	GBR		--		

### Race 17, Group 1 (2 of 2)

<i>Fin</i>	<i>Nr</i>	<i>Name</i>	<i>Abr</i>	<i>Nat</i>		Time	Pnts	>>
1	212	Ethan TREACY	MIRC	GBR		3:02.691		Q
2	254	Daniel PICKERING	NIRC	GBR		3:03.235		Q
3	92	Jack CRAWFORD	NIRC	GBR		3:05.961		Q
4	147	Alex COLLINS	ALD	GBR		3:06.69		
5	104	Brandon MARSHALL	SHF	GBR		3:11.743		
6	135	Bradley WILLS	SHF	GBR		3:21.485		

## Final 1500 meter Junior Boys

### Race 33, Group 2 (1 of 1)

<i>Fin</i>	<i>Nr</i>	<i>Name</i>	<i>Abr</i>	<i>Nat</i>		Time	Pnts	>>
1	147	Alex COLLINS	ALD	GBR		<b>3:16.42</b>	<b>2</b>	
2	135	Bradley WILLS	SHF	GBR		<b>3:16.214</b>	<b>1</b>	
3	125	Johanco VELDSMAN	SHF	GBR		<b>3:18.622</b>		
4	104	Brandon MARSHALL	SHF	GBR		<b>3:20.396</b>		
5	81	Billy MAIR	AYR	GBR		<b>3:27.62</b>		

### Race 34, Group 1 (1 of 1)

<i>Fin</i>	<i>Nr</i>	<i>Name</i>	<i>Abr</i>	<i>Nat</i>		Time	Pnts	>>
1	82	Jonathan MOODY	ALD	GBR	nt	<b>2:28.977</b>	<b>34</b>	
2	212	Ethan TREACY	MIRC	GBR		<b>2:30.723</b>	<b>21</b>	
3	250	Niall TREACY	MIRC	GBR		<b>2:31.311</b>	<b>13</b>	
4	254	Daniel PICKERING	NIRC	GBR		<b>2:34.791</b>	<b>8</b>	
5	145	Ben ROBERTS	NIRC	GBR		<b>2:37.55</b>	<b>5</b>	
6	92	Jack CRAWFORD	NIRC	GBR		<b>2:52.957</b>	<b>3</b>	



**Distance Classification 1500 meter Junior Boys**

	#	Name	Team	ISU	Fin		Time
Final Group 1							
	1	82 Jonathan MOODY	ALD	<i>NT</i> GBR	1	34 1-1	2:28.977
	2	212 Ethan TREACY	MIRC	GBR	2	21 1-2	2:30.723
	3	250 Niall TREACY	MIRC	GBR	3	13 2-3	2:31.311
	4	254 Daniel PICKERING	NIRC	GBR	4	8 2-4	2:34.791
	5	145 Ben ROBERTS	NIRC	GBR	5	5 3-5	2:37.55
	6	92 Jack CRAWFORD	NIRC	GBR	6	3 3-6	2:52.957
Final Group 2							
	7	147 Alex COLLINS	ALD	GBR	1	2 4-1	3:06.69
	8	135 Bradley WILLS	SHF	GBR	2	1 6-2	3:16.214
	9	125 Johanco VELDSMAN	SHF	GBR	3	4-3	2:52.136
	10	104 Brandon MARSHALL	SHF	GBR	4	5-4	3:11.743
	11	81 Billy MAIR	AYR	GBR	5	5-5	3:27.62

## Heats 500 meter Junior Boys

### Race 45, Group 1 (1 of 3)

Fin	Nr	Name	Abr	Nat		Time	Pnts	>>
1	82	Jonathan MOODY	ALD	GBR	nt	44.938		Q
2	135	Bradley WILLS	SHF	GBR		53.464		Q
nf	92	Jack CRAWFORD	NIRC	GBR		--		dnf

### Race 46, Group 1 (2 of 3)

Fin	Nr	Name	Abr	Nat		Time	Pnts	>>
1	250	Niall TREACY	MIRC	GBR		47.70		Q
2	125	Johanco VELDSMAN	SHF	GBR		54.568		Q
3	81	Billy MAIR	AYR	GBR		57.662		q
4	254	Daniel PICKERING	NIRC	GBR		1:03.386		

### Race 47, Group 1 (3 of 3)

Fin	Nr	Name	Abr	Nat		Time	Pnts	>>
1	212	Ethan TREACY	MIRC	GBR		46.670		Q
2	145	Ben ROBERTS	NIRC	GBR		50.454		Q
3	104	Brandon MARSHALL	SHF	GBR		56.238		q
4	147	Alex COLLINS	ALD	GBR		--		

## Semi Final 500 meter Junior Boys

### Race 56, Group 1 (1 of 2)

Fin	Nr	Name	Abr	Nat		Time	Pnts	>>
1	212	Ethan TREACY	MIRC	GBR		45.215		Q
2	250	Niall TREACY	MIRC	GBR		45.461		Q
3	125	Johanco VELDSMAN	SHF	GBR		52.737		
4	104	Brandon MARSHALL	SHF	GBR		53.505		

### Race 57, Group 1 (2 of 2)

Fin	Nr	Name	Abr	Nat		Time	Pnts	>>
1	82	Jonathan MOODY	ALD	GBR	nt	44.468		Q
2	145	Ben ROBERTS	NIRC	GBR		50.210		Q
3	135	Bradley WILLS	SHF	GBR		52.942		
4	81	Billy MAIR	AYR	GBR		57.934		

## Final 500 meter Junior Boys

### Race 69, Group 3 (1 of 1)

Fin	Nr	Name	Abr	Nat		Time	Pnts	>>
1	254	Daniel PICKERING	NIRC	GBR		48.522		
2	92	Jack CRAWFORD	NIRC	GBR		50.290		
3	147	Alex COLLINS	ALD	GBR		51.570		

### Race 70, Group 2 (1 of 1)

Fin	Nr	Name	Abr	Nat		Time	Pnts	>>
1	135	Bradley WILLS	SHF	GBR		52.238	5	
2	125	Johanco VELDSMAN	SHF	GBR		52.478	3	
3	104	Brandon MARSHALL	SHF	GBR		53.66	2	
4	81	Billy MAIR	AYR	GBR		57.970	1	

**Final 500 meter Junior Boys (...)**

---

**Race 71, Group 1 (1 of 1)**

<i>Fin</i>	<i>Nr</i>	<i>Name</i>	<i>Abr</i>	<i>Nat</i>		Time	Pnts	>>
1	82	<b>Jonathan MOODY</b>	ALD	GBR	nt	<b>44.343</b>	<b>34</b>	
2	212	<b>Ethan TREACY</b>	MIRC	GBR		<b>44.643</b>	<b>21</b>	
3	250	<b>Niall TREACY</b>	MIRC	GBR		<b>46.233</b>	<b>13</b>	
4	145	<b>Ben ROBERTS</b>	NIRC	GBR		<b>48.917</b>	<b>8</b>	

### Distance Classification 500 meter Junior Boys

#	Name	Team	ISU	Fin		Time
Final Group 1						
1	82 Jonathan MOODY	ALD	<i>NT</i> GBR	1	34	44.343
2	212 Ethan TREACY	MIRC	GBR	2	21	44.643
3	250 Niall TREACY	MIRC	GBR	3	13	45.461
4	145 Ben ROBERTS	NIRC	GBR	4	8	48.917
Final Group 2						
5	135 Bradley WILLS	SHF	GBR	1	5	52.238
6	125 Johanco VELDSMAN	SHF	GBR	2	3	52.478
7	104 Brandon MARSHALL	SHF	GBR	3	2	53.66
8	81 Billy MAIR	AYR	GBR	4	1	57.662
Final Group 3						
9	254 Daniel PICKERING	NIRC	GBR	1	4-1	48.522
10	92 Jack CRAWFORD	NIRC	GBR	2	NF-2	50.290
11	147 Alex COLLINS	ALD	GBR	3	4-3	51.570

## Heats 1000 meter Junior Boys

### Race 85, Group 1 (1 of 3)

Fin	Nr	Name	Abr	Nat		Time	Pnts	>>
1	82	Jonathan MOODY	ALD	GBR	nt	1:37.937		Q
2	135	Bradley WILLS	SHF	GBR		1:46.83		Q
3	92	Jack CRAWFORD	NIRC	GBR		1:48.821		q
4	81	Billy MAIR	AYR	GBR		2:00.405		

### Race 86, Group 1 (2 of 3)

Fin	Nr	Name	Abr	Nat		Time	Pnts	>>
1	212	Ethan TREACY	MIRC	GBR		1:44.73		Q
2	254	Daniel PICKERING	NIRC	GBR		1:46.205		Q
3	125	Johanco VELDSMAN	SHF	GBR		1:50.587		

### Race 87, Group 1 (3 of 3)

Fin	Nr	Name	Abr	Nat		Time	Pnts	>>
1	250	Niall TREACY	MIRC	GBR		1:45.868		Q
2	145	Ben ROBERTS	NIRC	GBR		1:46.400		Q
3	147	Alex COLLINS	ALD	GBR		1:48.652		q
4	104	Brandon MARSHALL	SHF	GBR		1:51.714		

## Semi Final 1000 meter Junior Boys

### Race 100, Group 1 (1 of 2)

Fin	Nr	Name	Abr	Nat		Time	Pnts	>>
1	82	Jonathan MOODY	ALD	GBR	nt	1:44.71		Q
2	254	Daniel PICKERING	NIRC	GBR		1:47.701		Q
3	145	Ben ROBERTS	NIRC	GBR		1:49.797		
4	147	Alex COLLINS	ALD	GBR		1:57.121		

### Race 101, Group 1 (2 of 2)

Fin	Nr	Name	Abr	Nat		Time	Pnts	>>
1	250	Niall TREACY	MIRC	GBR		1:47.342		Q
2	212	Ethan TREACY	MIRC	GBR		1:47.490		Q
3	92	Jack CRAWFORD	NIRC	GBR		1:50.536		
4	135	Bradley WILLS	SHF	GBR		1:50.700		

## Final 1000 meter Junior Boys

### Race 117, Group 3 (1 of 1)

Fin	Nr	Name	Abr	Nat		Time	Pnts	>>
1	104	Brandon MARSHALL	SHF	GBR		1:51.726		
2	125	Johanco VELDSMAN	SHF	GBR		1:53.192		
3	81	Billy MAIR	AYR	GBR		2:03.750		

### Race 118, Group 2 (1 of 1)

Fin	Nr	Name	Abr	Nat		Time	Pnts	>>
1	147	Alex COLLINS	ALD	GBR		1:47.395	5	
2	135	Bradley WILLS	SHF	GBR		1:47.725	3	
3	92	Jack CRAWFORD	NIRC	GBR		1:58.447	2	
p	145	Ben ROBERTS	NIRC	GBR		--		penalty

## Final 1000 meter Junior Boys (...)

---

### Race 119, Group 1 (1 of 1)

<i>Fin</i>	<i>Nr</i>	<i>Name</i>	<i>Abr</i>	<i>Nat</i>		Time	Pnts	>>
1	82	Jonathan MOODY	ALD	GBR	nt	1:30.867	34	
2	212	Ethan TREACY	MIRC	GBR		1:32.693	21	
3	250	Niall TREACY	MIRC	GBR		1:36.13	13	
4	254	Daniel PICKERING	NIRC	GBR		1:44.901	8	

**Distance Classification 1000 meter Junior Boys**

#	Name	Team	ISU	Fin		Time
Final Group 1						
1	82 Jonathan MOODY	ALD	<i>NT</i> GBR	1	34	1-1-1 1:30.867
2	212 Ethan TREACY	MIRC	GBR	2	21	1-2-2 1:32.693
3	250 Niall TREACY	MIRC	GBR	3	13	1-1-3 1:36.13
4	254 Daniel PICKERING	NIRC	GBR	4	8	2-2-4 1:44.901
Final Group 2						
5	147 Alex COLLINS	ALD	GBR	1	5	3-4-1 1:47.395
6	135 Bradley WILLS	SHF	GBR	2	3	2-4-2 1:46.83
7	92 Jack CRAWFORD	NIRC	GBR	3	2	3-3-3 1:48.821
8	145 Ben ROBERTS	NIRC	GBR	P		2-3-P 1:46.400
Final Group 3						
9	104 Brandon MARSHALL	SHF	GBR	1		4-1 1:51.714
10	125 Johanco VELDSMAN	SHF	GBR	2		3-2 1:50.587
11	81 Billy MAIR	AYR	GBR	3		4-3 2:00.405

**Overall Classification Junior Boys**

	#	Name	Team	ISU	FP	CDR		time
1	82	Jonathan MOODY	ALD	<i>NT</i> GBR	102	3	1-1-1	2:28.977
2	212	Ethan TREACY	MIRC	GBR	63	6	2-2-2	2:30.723
3	250	Niall TREACY	MIRC	GBR	39	9	3-3-3	2:31.311
4	254	Daniel PICKERING	NIRC	GBR	16	17	4-9-4	2:34.791
5	145	Ben ROBERTS	NIRC	GBR	13	17	5-4-8	2:37.55
6	135	Bradley WILLS	SHF	GBR	9	19	8-5-6	3:16.214
7	147	Alex COLLINS	ALD	GBR	7	23	7-11-5	3:06.69
8	92	Jack CRAWFORD	NIRC	GBR	5	23	6-10-7	2:52.957
9	125	Johanco VELDSMAN	SHF	GBR	3	25	9-6-10	2:52.136
10	104	Brandon MARSHALL	SHF	GBR	2	26	10-7-9	3:11.743
11	81	Billy MAIR	AYR	GBR	1	30	11-8-11	3:27.62



## List of Competitors

---

### Junior Girls

4	GRANT	Hannah	ALT	GBR	STGBR21311200001
31	NEMETH-KNIGHT	Natasha	MIRC	GBR	STGBR20705199901
39	TAYLOR	Fern	NIRC	GBR	STGBR22504199901
44	KAYE	Talya	NIRC	GBR	STGBR23010199801
95	ROBERTS	Isabelle	NIRC	GBR	STGBR20701199901
136	HAPPER	Rose	NIRC	GBR	STGBR21207200001
207	URQUHART	Jessica	NIRC	GBR	STGBR20710199801
252	TURNER	Tanith	ALD	GBR	STGBR20409199901
274	HOYLAND	Holly	NIRC	GBR	STGBR20412200001
286	HAYWARD	Charlotte	MIRC	GBR	STGBR20207199901

## Qualification

### Junior Girls

( 9 competitors)

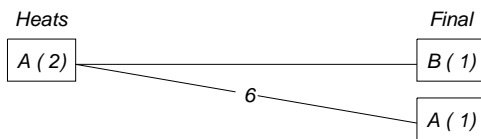
April 1, 2017

09:28	14 - 15	2	Heats	1500	1+2+3	qualify for Final 1500 Group 1 others continue in Final 1500 Group 2
10:48	31	1	Final	1500		
10:53	32	1	Final	1500		qualify for Heats 500 Group 1
12:27	54 - 55	2	Heats	500	1+2 + 1x3	qualify for Final 500 Group 1 others continue in Final 500 Group 2
13:15	67	1	Final	500		
13:19	68	1	Final	500		qualify for Heats 1000 Group 1

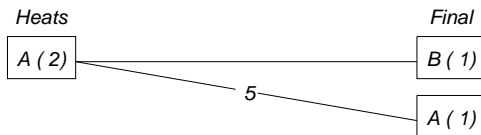
April 2, 2017

10:23	98 - 99	2	Heats	1000	1+2	qualify for Final 1000 Group 1 others continue in Final 1000 Group 2
11:33	115	1	Final	1000		
11:37	116	1	Final	1000		

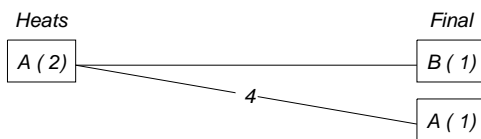
1500



500



1000



## Heats 1500 meter Junior Girls

### Race 14, Group 1 (1 of 2)

<i>Fin</i>	<i>Nr</i>	<i>Name</i>	<i>Abr</i>	<i>Nat</i>	Time	Pnts	>>
1	274	Holly HOYLAND	NIRC	GBR	3:02.56		Q
2	252	Tanith TURNER	ALD	GBR	3:03.64		Q
3	31	Natasha NEMETH-KNIGHT	MIRC	GBR	3:11.264		Q
4	39	Fern TAYLOR	NIRC	GBR	3:14.214		
<i>p</i>	44	Talya KAYE	NIRC	GBR	--		penalty

### Race 15, Group 1 (2 of 2)

<i>Fin</i>	<i>Nr</i>	<i>Name</i>	<i>Abr</i>	<i>Nat</i>	Time	Pnts	>>
1	95	Isabelle ROBERTS	NIRC	GBR	3:11.115		Q
2	207	Jessica URQUHART	NIRC	GBR	3:11.319		Q
3	286	Charlotte HAYWARD	MIRC	GBR	3:11.719		Q
4	4	Hannah GRANT	ALT	GBR	3:18.957		
5	136	Rose HAPPER	NIRC	GBR	3:20.81		

## Final 1500 meter Junior Girls

### Race 31, Group 2 (1 of 1)

<i>Fin</i>	<i>Nr</i>	<i>Name</i>	<i>Abr</i>	<i>Nat</i>	Time	Pnts	>>
1	<b>44</b>	<b>Talya KAYE</b>	<b>NIRC</b>	<b>GBR</b>	<b>3:11.927</b>	<b>2</b>	
2	<b>136</b>	<b>Rose HAPPER</b>	<b>NIRC</b>	<b>GBR</b>	<b>3:13.981</b>	<b>1</b>	
3	<b>39</b>	<b>Fern TAYLOR</b>	<b>NIRC</b>	<b>GBR</b>	<b>3:15.131</b>		
<i>p</i>	<b>4</b>	<b>Hannah GRANT</b>	<b>ALT</b>	<b>GBR</b>	--		penalty

### Race 32, Group 1 (1 of 1)

<i>Fin</i>	<i>Nr</i>	<i>Name</i>	<i>Abr</i>	<i>Nat</i>	Time	Pnts	>>
1	<b>95</b>	<b>Isabelle ROBERTS</b>	<b>NIRC</b>	<b>GBR</b>	<b>2:54.973</b>	<b>34</b>	
2	<b>286</b>	<b>Charlotte HAYWARD</b>	<b>MIRC</b>	<b>GBR</b>	<b>2:55.53</b>	<b>21</b>	
3	<b>252</b>	<b>Tanith TURNER</b>	<b>ALD</b>	<b>GBR</b>	<b>2:55.191</b>	<b>13</b>	
4	<b>274</b>	<b>Holly HOYLAND</b>	<b>NIRC</b>	<b>GBR</b>	<b>2:59.337</b>	<b>8</b>	
5	<b>31</b>	<b>Natasha NEMETH-KNIGHT</b>	<b>MIRC</b>	<b>GBR</b>	<b>3:14.67</b>	<b>5</b>	
6	<b>207</b>	<b>Jessica URQUHART</b>	<b>NIRC</b>	<b>GBR</b>	<b>3:58.209</b>	<b>3</b>	

### Distance Classification 1500 meter Junior Girls

#	Name	Team	ISU	Fin		Time
Final Group 1						
1	95 Isabelle ROBERTS	NIRC	GBR	1	34 1-1	2:54.973
2	286 Charlotte HAYWARD	MIRC	GBR	2	21 3-2	2:55.53
3	252 Tanith TURNER	ALD	GBR	3	13 2-3	2:55.191
4	274 Holly HOYLAND	NIRC	GBR	4	8 1-4	2:59.337
5	31 Natasha NEMETH-KNIGHT	MIRC	GBR	5	5 3-5	3:11.264
6	207 Jessica URQUHART	NIRC	GBR	6	3 2-6	3:11.319
Final Group 2						
7	44 Talya KAYE	NIRC	GBR	1	2 P-1	3:11.927
8	136 Rose HAPPER	NIRC	GBR	2	1 5-2	3:13.981
9	39 Fern TAYLOR	NIRC	GBR	3	4-3	3:14.214
10	4 Hannah GRANT	ALT	GBR	P	4-P	3:18.957

## Heats 500 meter Junior Girls

### Race 54, Group 1 (1 of 2)

<i>Fin</i>	<i>Nr</i>	<i>Name</i>	<i>Abr</i>	<i>Nat</i>	Time	Pnts	>>
1	286	Charlotte HAYWARD	MIRC	GBR	49.109		Q
2	274	Holly HOYLAND	NIRC	GBR	49.241		Q
3	44	Talya KAYE	NIRC	GBR	55.851		
4	39	Fern TAYLOR	NIRC	GBR	57.671		

### Race 55, Group 1 (2 of 2)

<i>Fin</i>	<i>Nr</i>	<i>Name</i>	<i>Abr</i>	<i>Nat</i>	Time	Pnts	>>
1	252	Tanith TURNER	ALD	GBR	49.580		Q
2	95	Isabelle ROBERTS	NIRC	GBR	49.780		Q
3	31	Natasha NEMETH-KNIGHT	MIRC	GBR	54.820		q
4	4	Hannah GRANT	ALT	GBR	57.212		
5	136	Rose HAPPER	NIRC	GBR	--		

## Final 500 meter Junior Girls

### Race 67, Group 2 (1 of 1)

<i>Fin</i>	<i>Nr</i>	<i>Name</i>	<i>Abr</i>	<i>Nat</i>	Time	Pnts	>>
1	<b>44</b>	<b>Talya KAYE</b>	<b>NIRC</b>	<b>GBR</b>	<b>54.624</b>	<b>3</b>	
2	<b>136</b>	<b>Rose HAPPER</b>	<b>NIRC</b>	<b>GBR</b>	<b>55.954</b>	<b>2</b>	
3	<b>4</b>	<b>Hannah GRANT</b>	<b>ALT</b>	<b>GBR</b>	<b>56.614</b>	<b>1</b>	
4	<b>39</b>	<b>Fern TAYLOR</b>	<b>NIRC</b>	<b>GBR</b>	<b>56.796</b>		

### Race 68, Group 1 (1 of 1)

<i>Fin</i>	<i>Nr</i>	<i>Name</i>	<i>Abr</i>	<i>Nat</i>	Time	Pnts	>>
1	<b>286</b>	<b>Charlotte HAYWARD</b>	<b>MIRC</b>	<b>GBR</b>	<b>48.422</b>	<b>34</b>	
2	<b>95</b>	<b>Isabelle ROBERTS</b>	<b>NIRC</b>	<b>GBR</b>	<b>48.468</b>	<b>21</b>	
3	<b>252</b>	<b>Tanith TURNER</b>	<b>ALD</b>	<b>GBR</b>	<b>48.582</b>	<b>13</b>	
4	<b>274</b>	<b>Holly HOYLAND</b>	<b>NIRC</b>	<b>GBR</b>	<b>49.294</b>	<b>8</b>	
5	<b>31</b>	<b>Natasha NEMETH-KNIGHT</b>	<b>MIRC</b>	<b>GBR</b>	<b>54.912</b>	<b>5</b>	

**Distance Classification 500 meter Junior Girls**

	#	Name	Team	ISU	Fin		Time
Final Group 1							
	1	286 Charlotte HAYWARD	MIRC	GBR	1	34 1-1	48.422
	2	95 Isabelle ROBERTS	NIRC	GBR	2	21 2-2	48.468
	3	252 Tanith TURNER	ALD	GBR	3	13 1-3	48.582
	4	274 Holly HOYLAND	NIRC	GBR	4	8 2-4	49.241
	5	31 Natasha NEMETH-KNIGHT	MIRC	GBR	5	5 3-5	54.820
Final Group 2							
	6	44 Talya KAYE	NIRC	GBR	1	3 3-1	54.624
	7	136 Rose HAPPER	NIRC	GBR	2	2 5-2	55.954
	8	4 Hannah GRANT	ALT	GBR	3	1 4-3	56.614
	9	39 Fern TAYLOR	NIRC	GBR	4	4-4	56.796

## Heats 1000 meter Junior Girls

### Race 98, Group 1 (1 of 2)

<i>Fin</i>	<i>Nr</i>	<i>Name</i>	<i>Abr</i>	<i>Nat</i>	Time	Pnts	>>
1	274	Holly HOYLAND	NIRC	GBR	1:51.926		Q
2	286	Charlotte HAYWARD	MIRC	GBR	1:52.84		Q
3	44	Talya KAYE	NIRC	GBR	1:56.40		
4	4	Hannah GRANT	ALT	GBR	1:56.774		

### Race 99, Group 1 (2 of 2)

<i>Fin</i>	<i>Nr</i>	<i>Name</i>	<i>Abr</i>	<i>Nat</i>	Time	Pnts	>>
1	252	Tanith TURNER	ALD	GBR	1:57.971		Q
2	95	Isabelle ROBERTS	NIRC	GBR	1:58.75		Q
3	31	Natasha NEMETH-KNIGHT	MIRC	GBR	1:59.35		
4	136	Rose HAPPER	NIRC	GBR	2:01.343		
5	39	Fern TAYLOR	NIRC	GBR	2:03.33		

## Final 1000 meter Junior Girls

### Race 115, Group 2 (1 of 1)

<i>Fin</i>	<i>Nr</i>	<i>Name</i>	<i>Abr</i>	<i>Nat</i>	Time	Pnts	>>
1	<b>31</b>	<b>Natasha NEMETH-KNIGHT</b>	<b>MIRC</b>	<b>GBR</b>	<b>1:52.422</b>	<b>5</b>	
2	<b>4</b>	<b>Hannah GRANT</b>	<b>ALT</b>	<b>GBR</b>	<b>1:54.176</b>	<b>3</b>	
3	<b>136</b>	<b>Rose HAPPER</b>	<b>NIRC</b>	<b>GBR</b>	<b>1:54.280</b>	<b>2</b>	
4	<b>44</b>	<b>Talya KAYE</b>	<b>NIRC</b>	<b>GBR</b>	<b>1:54.828</b>	<b>1</b>	
5	<b>39</b>	<b>Fern TAYLOR</b>	<b>NIRC</b>	<b>GBR</b>	<b>2:01.358</b>		

### Race 116, Group 1 (1 of 1)

<i>Fin</i>	<i>Nr</i>	<i>Name</i>	<i>Abr</i>	<i>Nat</i>	Time	Pnts	>>
1	<b>274</b>	<b>Holly HOYLAND</b>	<b>NIRC</b>	<b>GBR</b>	<b>1:53.311</b>	<b>34</b>	
2	<b>252</b>	<b>Tanith TURNER</b>	<b>ALD</b>	<b>GBR</b>	<b>1:53.515</b>	<b>21</b>	
3	<b>286</b>	<b>Charlotte HAYWARD</b>	<b>MIRC</b>	<b>GBR</b>	<b>1:53.531</b>	<b>13</b>	
p	<b>95</b>	<b>Isabelle ROBERTS</b>	<b>NIRC</b>	<b>GBR</b>	--	<b>5</b>	penalty

### Distance Classification 1000 meter Junior Girls

	#	Name	Team	ISU	Fin		Time	
Final Group 1								
1	274	Holly HOYLAND	NIRC	GBR	1	34	1-1	1:51.926
2	252	Tanith TURNER	ALD	GBR	2	21	1-2	1:53.515
3	286	Charlotte HAYWARD	MIRC	GBR	3	13	2-3	1:52.84
4	95	Isabelle ROBERTS	NIRC	GBR	P	5	2-P	1:58.75
Final Group 2								
5	31	Natasha NEMETH-KNIGHT	MIRC	GBR	1	5	3-1	1:52.422
6	4	Hannah GRANT	ALT	GBR	2	3	4-2	1:54.176
7	136	Rose HAPPER	NIRC	GBR	3	2	4-3	1:54.280
8	44	Talya KAYE	NIRC	GBR	4	1	3-4	1:54.828
9	39	Fern TAYLOR	NIRC	GBR	5		5-5	2:01.358



**Overall Classification Junior Girls**

	#	Name	Team	ISU	FP	CDR		time
1	286	Charlotte HAYWARD	MIRC	GBR	68	6	2-1-3	2:55.53
2	95	Isabelle ROBERTS	NIRC	GBR	60	7	1-2-4	2:54.973
3	274	Holly HOYLAND	NIRC	GBR	50	9	4-4-1	2:59.337
4	252	Tanith TURNER	ALD	GBR	47	8	3-3-2	2:55.191
5	31	Natasha NEMETH-KNIGHT	MIRC	GBR	15	15	5-5-5	3:11.264
6	44	Talya KAYE	NIRC	GBR	6	21	7-6-8	3:11.927
7	136	Rose HAPPER	NIRC	GBR	5	22	8-7-7	3:13.981
8	4	Hannah GRANT	ALT	GBR	4	24	10-8-6	3:18.957
9	207	Jessica URQUHART	NIRC	GBR	3	26	6-10-10	3:11.319
10	39	Fern TAYLOR	NIRC	GBR		27	9-9-9	3:14.214



# British Short Track Championships

Nottingham, Great Britain

1st & 2nd April 2017



## List of Competitors

---

### Juvenile Boys

49	ROSS-WADDELL	Kyle	NIRC	GBR	STGBR10710200101
88	ROBLES-THOME	David	FVISC	GBR	STGBR13105200201
132	PREMPEH	Solomon	ALD	GBR	STGBR11510200101
146	HURLEY	Isaac	NIRC	GBR	STGBR12211200201
283	URQUHART	Jack	NIRC	GBR	STGBR13008200201

**Qualification**

**Juvenile Boys**

( 5 competitors)

April 1, 2017

10:26 25 1 Final 1000 \_\_\_\_\_ qualify for Final 500 Group 1

April 2, 2017

09:25 84 1 Final 500 \_\_\_\_\_ qualify for Final 777 Group 1

11:29 114 1 Final 777

1000

*Final*

A ( 1)

500

*Final*

A ( 1)

777

*Final*

A ( 1)

## Final 1000 meter Juvenile Boys

---

### Race 25, Group 1 (1 of 1)

<i>Fin</i>	<i>Nr</i>	<i>Name</i>	<i>Abr</i>	<i>Nat</i>	Time	Pnts	>>
1	132	Solomon PREMPEH	ALD	GBR	1:34.812	34	
2	88	David ROBLES-THOME	FVISC	GBR	1:42.932	21	
3	49	Kyle ROSS-WADDELL	NIRC	GBR	1:44.178	13	
4	283	Jack URQUHART	NIRC	GBR	1:50.124	8	
5	146	Isaac HURLEY	NIRC	GBR	1:59.468	5	

**Distance Classification 1000 meter Juvenile Boys**

---

	#	Name	Team	ISU	Fin			Time
Final Group 1								
1	132	Solomon PREMPEH	ALD	GBR	1	34	1	1:34.812
2	88	David ROBLES-THOME	FVISC	GBR	2	21	2	1:42.932
3	49	Kyle ROSS-WADDELL	NIRC	GBR	3	13	3	1:44.178
4	283	Jack URQUHART	NIRC	GBR	4	8	4	1:50.124
5	146	Isaac HURLEY	NIRC	GBR	5	5	5	1:59.468

## **Final 500 meter Juvenile Boys**

---

### **Race 84, Group 1 (1 of 1)**

<i>Fin</i>	<i>Nr</i>	<i>Name</i>	<i>Abr</i>	<i>Nat</i>	Time	Pnts	>>
1	132	Solomon PREMPEH	ALD	GBR	45.414	34	
2	49	Kyle ROSS-WADDELL	NIRC	GBR	48.744	21	
3	88	David ROBLES-THOME	FVISC	GBR	50.248	13	
4	283	Jack URQUHART	NIRC	GBR	52.380	8	
5	146	Isaac HURLEY	NIRC	GBR	58.84	5	



# British Short Track Championships

Nottingham, Great Britain

1st & 2nd April 2017



## Distance Classification 500 meter Juvenile Boys

---

	#	Name	Team	ISU	Fin			Time
Final Group 1								
1	132	Solomon PREMPEH	ALD	GBR	1	34	1	45.414
2	49	Kyle ROSS-WADDELL	NIRC	GBR	2	21	2	48.744
3	88	David ROBLES-THOME	FVISC	GBR	3	13	3	50.248
4	283	Jack URQUHART	NIRC	GBR	4	8	4	52.380
5	146	Isaac HURLEY	NIRC	GBR	5	5	5	58.84

**Final 777 meter Juvenile Boys**

---

**Race 114, Group 1 (1 of 1)**

<i>Fin</i>	<i>Nr</i>	<i>Name</i>	<i>Abr</i>	<i>Nat</i>	Time	Pnts	>>
1	132	Solomon PREMPEH	ALD	GBR	1:12.563	34	
2	49	Kyle ROSS-WADDELL	NIRC	GBR	1:18.197	21	
3	88	David ROBLES-THOME	FVISC	GBR	1:18.409	13	
4	146	Isaac HURLEY	NIRC	GBR	1:32.869	8	
p	283	Jack URQUHART	NIRC	GBR	--		penalty



**Distance Classification 777 meter Juvenile Boys**

	#	Name	Team	ISU	Fin		Time	
Final Group 1								
1	132	Solomon PREMPEH	ALD	GBR	1	34	1	1:12.563
2	49	Kyle ROSS-WADDELL	NIRC	GBR	2	21	2	1:18.197
3	88	David ROBLES-THOME	FVISC	GBR	3	13	3	1:18.409
4	146	Isaac HURLEY	NIRC	GBR	4	8	4	1:32.869
	283	Jack URQUHART	NIRC	GBR	P		P	0.0



# British Short Track Championships

Nottingham, Great Britain

1st & 2nd April 2017



## Overall Classification Juvenile Boys

---

	#	Name	Team	ISU	FP	CDR		time
1	132	Solomon PREMPEH	ALD	GBR	102	3	1-1-1	1:34.812
2	49	Kyle ROSS-WADDELL	NIRC	GBR	55	7	3-2-2	1:44.178
3	88	David ROBLES-THOME	FVISC	GBR	47	8	2-3-3	1:42.932
4	146	Isaac HURLEY	NIRC	GBR	18	14	5-5-4	1:59.468
5	283	Jack URQUHART	NIRC	GBR	16	14	4-4-6	1:50.124



# British Short Track Championships

Nottingham, Great Britain

1st & 2nd April 2017



## List of Competitors

---

### Juvenile Girls

3	CRAWFORD	Natalie	NIRC	GBR	STGBR20807200101
255	WEEDON	Olivia	ALD	GBR	STGBR23003200201
257	DJEMAL	Nayla	ALD	GBR	STGBR21607200201

**Qualification**

<b>Juvenile Girls</b>				( 3 competitors)	
April 1, 2017					
10:22	24	1	Final	1000	_____ qualify for Final 500 Group 1
April 2, 2017					
09:22	83	1	Final	500	_____ qualify for Final 777 Group 1
11:26	113	1	Final	777	

1000

*Final*

A ( 1)

500

*Final*

A ( 1)

777

*Final*

A ( 1)

## Final 1000 meter Juvenile Girls

---

### Race 24, Group 1 (1 of 1)

<i>Fin</i>	<i>Nr</i>	<i>Name</i>	<i>Abr</i>	<i>Nat</i>	Time	Pnts	>>
1	255	Olivia WEEDON	ALD	GBR	1:47.136	34	
2	3	Natalie CRAWFORD	NIRC	GBR	1:53.250	21	
3	257	Nayla DJEMAL	ALD	GBR	2:05.118	13	



# British Short Track Championships

Nottingham, Great Britain

1st & 2nd April 2017



## Distance Classification 1000 meter Juvenile Girls

---

	#	Name	Team	ISU	Fin		Time
Final Group 1							
1	255	Olivia WEEDON	ALD	GBR	1	34 1	1:47.136
2	3	Natalie CRAWFORD	NIRC	GBR	2	21 2	1:53.250
3	257	Nayla DJEMAL	ALD	GBR	3	13 3	2:05.118



British Short Track Championships

Nottingham, Great Britain

1st & 2nd April 2017



Final 500 meter Juvenile Girls

---

Race 83, Group 1 (1 of 1)

<i>Fin</i>	<i>Nr</i>	<i>Name</i>	<i>Abr</i>	<i>Nat</i>	Time	Pnts	>>
1	255	Olivia WEEDON	ALD	GBR	50.271	34	
2	3	Natalie CRAWFORD	NIRC	GBR	53.897	21	
3	257	Nayla DJEMAL	ALD	GBR	57.649	13	



# British Short Track Championships

Nottingham, Great Britain

1st & 2nd April 2017



## Distance Classification 500 meter Juvenile Girls

---

	#	Name	Team	ISU	Fin		Time
Final Group 1							
	1	255	Olivia WEEDON	ALD	GBR	1 34 1	50.271
	2	3	Natalie CRAWFORD	NIRC	GBR	2 21 2	53.897
	3	257	Nayla DJEMAL	ALD	GBR	3 13 3	57.649





# British Short Track Championships

Nottingham, Great Britain

1st & 2nd April 2017



## Final 777 meter Juvenile Girls

---

### Race 113, Group 1 (1 of 1)

<i>Fin</i>	<i>Nr</i>	<i>Name</i>	<i>Abr</i>	<i>Nat</i>	Time	Pnts	>>
1	255	Olivia WEEDON	ALD	GBR	1:20.492	34	
2	3	Natalie CRAWFORD	NIRC	GBR	1:28.602	21	
3	257	Nayla DJEMAL	ALD	GBR	1:36.616	13	



# British Short Track Championships

Nottingham, Great Britain

1st & 2nd April 2017



## Distance Classification 777 meter Juvenile Girls

---

#	Name	Team	ISU	Fin		Time		
Final Group 1								
1	255	Olivia WEEDON	ALD	GBR	1	34	1	1:20.492
2	3	Natalie CRAWFORD	NIRC	GBR	2	21	2	1:28.602
3	257	Nayla DJEMAL	ALD	GBR	3	13	3	1:36.616



# British Short Track Championships

Nottingham, Great Britain

1st & 2nd April 2017



## Overall Classification Juvenile Girls

---

	#	Name	Team	ISU	FP	CDR		time
1	255	Olivia WEEDON	ALD	GBR	102	3	1-1-1	1:47.136
2	3	Natalie CRAWFORD	NIRC	GBR	63	6	2-2-2	1:53.250
3	257	Nayla DJEMAL	ALD	GBR	39	9	3-3-3	2:05.118



# British Short Track Championships

Nottingham, Great Britain

1st & 2nd April 2017



## List of Competitors

---

### PeeWee Boys

87	ROWE	Ollie	ALD	GBR	STGBR11511200301
176	KAN	Skylar	MIRC	GBR	STGBR12202200401
248	LLOYD	Sam	NIRC	GBR	STGBR10212200301
265	HILL Jnr	Adam	MIRC	GBR	STGBR10512200401
290	COLLINS	Theo	ALD	GBR	STGBR10511200301

**Qualification**

<b>PeeWee Boys</b>				( 5 competitors)	
April 1, 2017					
10:34	27	1	Final	777	_____ qualify for Final 333 Group 1
April 2, 2017					
08:36	76	1	Final	333	_____ qualify for Final 500 Group 1
10:58	105	1	Final	500	

777

*Final*

A ( 1)

333

*Final*

A ( 1)

500

*Final*

A ( 1)

## Final 777 meter PeeWee Boys

---

### Race 27, Group 1 (1 of 1)

<i>Fin</i>	<i>Nr</i>	<i>Name</i>	<i>Abr</i>	<i>Nat</i>	Time	Pnts	>>
1	290	Theo COLLINS	ALD	GBR	1:20.379	34	
2	87	Ollie ROWE	ALD	GBR	1:22.593	21	
3	265	Adam HILL Jnr	MIRC	TGB	1:23.327	13	
4	176	Skylar KAN	MIRC	GBR	1:27.113	8	
5	248	Sam LLOYD	NIRC	GBR	1:42.419	5	



# British Short Track Championships

Nottingham, Great Britain

1st & 2nd April 2017



## Distance Classification 777 meter PeeWee Boys

---

	#	Name	Team	ISU	Fin			Time
Final Group 1								
1	290	Theo COLLINS	ALD	GBR	1	34	1	1:20.379
2	87	Ollie ROWE	ALD	GBR	2	21	2	1:22.593
3	265	Adam HILL Jnr	MIRC	TGB	3	13	3	1:23.327
4	176	Skylar KAN	MIRC	GBR	4	8	4	1:27.113
5	248	Sam LLOYD	NIRC	GBR	5	5	5	1:42.419

## Final 333 meter PeeWee Boys

---

### Race 76, Group 1 (1 of 1)

<i>Fin</i>	<i>Nr</i>	<i>Name</i>	<i>Abr</i>	<i>Nat</i>	Time	Pnts	>>
1	290	Theo COLLINS	ALD	GBR	33.974	34	
2	87	Ollie ROWE	ALD	GBR	35.118	21	
3	265	Adam HILL Jnr	MIRC	TGB	35.304	13	
4	176	Skylar KAN	MIRC	GBR	36.46	8	
5	248	Sam LLOYD	NIRC	GBR	42.438	5	





# British Short Track Championships

Nottingham, Great Britain

1st & 2nd April 2017



## Distance Classification 333 meter PeeWee Boys

---

	#	Name	Team	ISU	Fin			Time
Final Group 1								
1	290	Theo COLLINS	ALD	GBR	1	34	1	33.974
2	87	Ollie ROWE	ALD	GBR	2	21	2	35.118
3	265	Adam HILL Jnr	MIRC	TGB	3	13	3	35.304
4	176	Skylar KAN	MIRC	GBR	4	8	4	36.46
5	248	Sam LLOYD	NIRC	GBR	5	5	5	42.438

## **Final 500 meter PeeWee Boys**

---

### **Race 105, Group 1 (1 of 1)**

<i>Fin</i>	<i>Nr</i>	<i>Name</i>	<i>Abr</i>	<i>Nat</i>	Time	Pnts	>>
1	290	Theo COLLINS	ALD	GBR	51.440	34	
2	87	Ollie ROWE	ALD	GBR	52.276	21	
3	265	Adam HILL Jnr	MIRC	TGB	52.444	13	
4	176	Skylar KAN	MIRC	GBR	53.58	8	
5	248	Sam LLOYD	NIRC	GBR	1:02.850	5	



# British Short Track Championships

Nottingham, Great Britain

1st & 2nd April 2017



## Distance Classification 500 meter PeeWee Boys

---

#	Name	Team	ISU	Fin			Time	
Final Group 1								
1	290	Theo COLLINS	ALD	GBR	1	34	1	51.440
2	87	Ollie ROWE	ALD	GBR	2	21	2	52.276
3	265	Adam HILL Jnr	MIRC	TGB	3	13	3	52.444
4	176	Skylar KAN	MIRC	GBR	4	8	4	53.58
5	248	Sam LLOYD	NIRC	GBR	5	5	5	1:02.850



# British Short Track Championships

Nottingham, Great Britain

1st & 2nd April 2017



## Overall Classification PeeWee Boys

---

	#	Name	Team	ISU	FP	CDR		time
1	290	Theo COLLINS	ALD	GBR	102	3	1-1-1	1:20.379
2	87	Ollie ROWE	ALD	GBR	63	6	2-2-2	1:22.593
3	265	Adam HILL Jnr	MIRC	TGB	39	9	3-3-3	1:23.327
4	176	Skylar KAN	MIRC	GBR	24	12	4-4-4	1:27.113
5	248	Sam LLOYD	NIRC	GBR	15	15	5-5-5	1:42.419



# British Short Track Championships

Nottingham, Great Britain

1st & 2nd April 2017



## List of Competitors

---

### PeeWee Girls

69	LATHWELL-WATTS	Helena	ALT	GBR	STGBR22512200301
70	CAMERON	Chloe	AYR	GBR	STGBR22701200501
302	ROBERTSON	Sophie	NIRC	GBR	STGBR21310200301

## Qualification

### PeeWee Girls

( 3 competitors)

April 1, 2017

10:30      26      1      Final                      777                      \_\_\_\_\_ qualify for Final 333 Group 1

April 2, 2017

08:33      75      1      Final                      333                      \_\_\_\_\_ qualify for Final 500 Group 1

10:54      104      1      Final                      500

777

*Final*

A ( 1)

333

*Final*

A ( 1)

500

*Final*

A ( 1)



British Short Track Championships

Nottingham, Great Britain

1st & 2nd April 2017



Final 777 meter PeeWee Girls

---

Race 26, Group 1 (1 of 1)

<i>Fin</i>	<i>Nr</i>	<i>Name</i>	<i>Abr</i>	<i>Nat</i>	Time	Pnts	>>
1	302	Sophie ROBERTSON	NIRC	GBR	1:25.677	34	
2	69	Helena LATHWELL-WATTS	ALT	GBR	1:31.993	21	
3	70	Chloe CAMERON	AYR	GBR	1:41.89	13	



# British Short Track Championships

Nottingham, Great Britain

1st & 2nd April 2017



## Distance Classification 777 meter PeeWee Girls

---

#	Name	Team	ISU	Fin		Time	
Final Group 1							
1	302 Sophie ROBERTSON	NIRC	GBR	1	34	1	1:25.677
2	69 Helena LATHWELL-WATTS	ALT	GBR	2	21	2	1:31.993
3	70 Chloe CAMERON	AYR	GBR	3	13	3	1:41.89





British Short Track Championships

Nottingham, Great Britain

1st & 2nd April 2017



Final 333 meter PeeWee Girls

---

Race 75, Group 1 (1 of 1)

<i>Fin</i>	<i>Nr</i>	<i>Name</i>	<i>Abr</i>	<i>Nat</i>	Time	Pnts	>>
1	302	Sophie ROBERTSON	NIRC	GBR	<b>36.53</b>	<b>34</b>	
2	69	Helena LATHWELL-WATTS	ALT	GBR	<b>38.583</b>	<b>21</b>	
3	70	Chloe CAMERON	AYR	GBR	<b>41.319</b>	<b>13</b>	



# British Short Track Championships

Nottingham, Great Britain

1st & 2nd April 2017



## Distance Classification 333 meter PeeWee Girls

---

	#	Name	Team	ISU	Fin		Time	
Final Group 1								
	1	302 Sophie ROBERTSON	NIRC	GBR	1	34	1	36.53
	2	69 Helena LATHWELL-WATTS	ALT	GBR	2	21	2	38.583
	3	70 Chloe CAMERON	AYR	GBR	3	13	3	41.319



British Short Track Championships

Nottingham, Great Britain

1st & 2nd April 2017



Final 500 meter PeeWee Girls

---

Race 104, Group 1 (1 of 1)

<i>Fin</i>	<i>Nr</i>	<i>Name</i>	<i>Abr</i>	<i>Nat</i>	Time	Pnts	>>
1	302	Sophie ROBERTSON	NIRC	GBR	52.70	34	
2	69	Helena LATHWELL-WATTS	ALT	GBR	58.78	21	
3	70	Chloe CAMERON	AYR	GBR	1:02.756	13	

**Distance Classification 500 meter PeeWee Girls**

---

	#	Name	Team	ISU	Fin		Time	
Final Group 1								
	1	302 Sophie ROBERTSON	NIRC	GBR	1	34	1	52.70
	2	69 Helena LATHWELL-WATTS	ALT	GBR	2	21	2	58.78
	3	70 Chloe CAMERON	AYR	GBR	3	13	3	1:02.756



# British Short Track Championships

Nottingham, Great Britain

1st & 2nd April 2017



## Overall Classification PeeWee Girls

---

	#	Name	Team	ISU	FP	CDR		time
1	302	Sophie ROBERTSON	NIRC	GBR	102	3	1-1-1	1:25.677
2	69	Helena LATHWELL-WATTS	ALT	GBR	63	6	2-2-2	1:31.993
3	70	Chloe CAMERON	AYR	GBR	39	9	3-3-3	1:41.89

## List of Competitors

---

### PeeWee 2

34	MARDELL	Thomas	BISSC	GBR	STGBR12908200601
37	MURRAY	Willem	NIRC	GBR	STGBR11406200701
41	POLAK	Freddie	NIRC	GBR	STGBR11711200601
65	WEEDON	Jack	ALD	GBR	STGBR12312200701
79	BAKER	Elliot	NIRC	GBR	STGBR13012200501
106	MARSDEN	Charlie	NIRC	GBR	STGBR10109200501
107	CLAREY	Arty	NIRC	GBR	STGBR10111200501
109	GLYN	Noah	MIRC	GBR	STGBR12201200601
121	SURGUY	Samuel	NIRC	GBR	STGBR12811200702
129	BARLOW	Albie	ALD	GBR	STGBR11707200801
159	ARMSTRONG	Joseph	ALD	GBR	STGBR13112200601
161	GRAYSON	Emma	NIRC	GBR	STGBR22007200501
267	DALILI	Dante	ALD	GBR	STGBR12811200701

### Qualification

#### PeeWee 2

( 13 competitors)

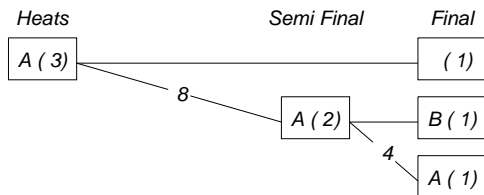
April 1, 2017

08:47	5 - 7	3	Heats	500	1+2 + 2x3	qualify for Semi Final 500 Group 1 others continue in Final 500 Group 3
09:21	12 - 13	2	Semi Final	500	1+2	qualify for Final 500 Group 1 others continue in Final 500 Group 2
10:38	28	1	Final	500		
10:41	29	1	Final	500		
10:44	30	1	Final	500		qualify for Heats 222 Group 1
11:33	38 - 40	3	Heats	222	1+2 + 2x3	qualify for Semi Final 222 Group 1 others continue in Final 222 Group 3
12:09	48 - 49	2	Semi Final	222	1+2	qualify for Final 222 Group 1 others continue in Final 222 Group 2
12:54	60	1	Final	222		
12:57	61	1	Final	222		
12:59	62	1	Final	222		qualify for Heats 333 Group 1

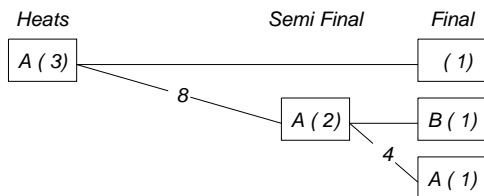
April 2, 2017

09:15	80 - 82	3	Heats	333	1+2 + 2x3	qualify for Semi Final 333 Group 1 others continue in Final 333 Group 3
10:03	92 - 93	2	Semi Final	333	1+2	qualify for Final 333 Group 1 others continue in Final 333 Group 2
11:01	106	1	Final	333		
11:04	107	1	Final	333		
11:07	108	1	Final	333		

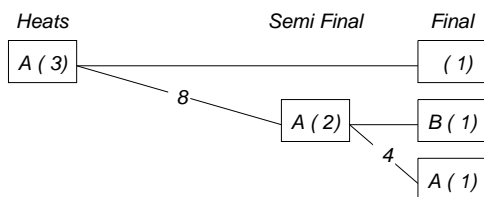
500



222



333



## Heats 500 meter PeeWee 2

### Race 5, Group 1 (1 of 3)

<i>Fin</i>	<i>Nr</i>	<i>Name</i>	<i>Abr</i>	<i>Nat</i>	<i>Time</i>	<i>Pnts</i>	<i>&gt;&gt;</i>
1	159	Joseph ARMSTRONG	ALD	GBR	1:01.740		Q
2	161	Emma GRAYSON	NIRC	GBR	1:03.100		Q
3	106	Charlie MARSDEN	NIRC	GBR	1:06.502		q
4	121	Samuel SURGUY	NIRC	GBR	1:14.56		

### Race 6, Group 1 (2 of 3)

<i>Fin</i>	<i>Nr</i>	<i>Name</i>	<i>Abr</i>	<i>Nat</i>	<i>Time</i>	<i>Pnts</i>	<i>&gt;&gt;</i>
1	41	Freddie POLAK	NIRC	GBR	57.26		Q
2	37	Willem MURRAY	NIRC	GBR	1:04.296		Q
3	129	Albie BARLOW	ALD	GBR	1:06.513		q
4	34	Thomas MARDELL	BISSC	GBR	1:08.417		
5	267	Dante DALILI	ALD	GBR	1:18.21		

### Race 7, Group 1 (3 of 3)

<i>Fin</i>	<i>Nr</i>	<i>Name</i>	<i>Abr</i>	<i>Nat</i>	<i>Time</i>	<i>Pnts</i>	<i>&gt;&gt;</i>
1	109	Noah GLYN	MIRC	GBR	58.373		Q
2	79	Elliot BAKER	NIRC	GBR	1:05.665		Q
3	65	Jack WEEDON	ALD	GBR	1:10.265		
4	107	Arty CLAREY	NIRC	GBR	1:16.31		

## Semi Final 500 meter PeeWee 2

### Race 12, Group 1 (1 of 2)

<i>Fin</i>	<i>Nr</i>	<i>Name</i>	<i>Abr</i>	<i>Nat</i>	<i>Time</i>	<i>Pnts</i>	<i>&gt;&gt;</i>
1	41	Freddie POLAK	NIRC	GBR	58.793		Q
2	37	Willem MURRAY	NIRC	GBR	1:02.359		Q
3	129	Albie BARLOW	ALD	GBR	1:05.303		
4	161	Emma GRAYSON	NIRC	GBR	1:05.479		

### Race 13, Group 1 (2 of 2)

<i>Fin</i>	<i>Nr</i>	<i>Name</i>	<i>Abr</i>	<i>Nat</i>	<i>Time</i>	<i>Pnts</i>	<i>&gt;&gt;</i>
1	109	Noah GLYN	MIRC	GBR	57.545		Q
2	106	Charlie MARSDEN	NIRC	GBR	57.689		Q
3	159	Joseph ARMSTRONG	ALD	GBR	57.821		
4	79	Elliot BAKER	NIRC	GBR	1:04.747		

## Final 500 meter PeeWee 2

### Race 28, Group 3 (1 of 1)

<i>Fin</i>	<i>Nr</i>	<i>Name</i>	<i>Abr</i>	<i>Nat</i>	<i>Time</i>	<i>Pnts</i>	<i>&gt;&gt;</i>
1	107	Arty CLAREY	NIRC	GBR	1:02.493		
2	34	Thomas MARDELL	BISSC	GBR	1:09.293		
3	65	Jack WEEDON	ALD	GBR	1:09.431		
4	121	Samuel SURGUY	NIRC	GBR	1:14.149		
5	267	Dante DALILI	ALD	GBR	1:18.693		



## Final 500 meter PeeWee 2 (...)

---

### Race 29, Group 2 (1 of 1)

<i>Fin</i>	<i>Nr</i>	<i>Name</i>	<i>Abr</i>	<i>Nat</i>	Time	Pnts	>>
1	159	Joseph ARMSTRONG	ALD	GBR	1:01.278	5	
2	79	Elliot BAKER	NIRC	GBR	1:06.258	3	
3	161	Emma GRAYSON	NIRC	GBR	1:13.632	2	
4	129	Albie BARLOW	ALD	GBR	1:17.164	1	

### Race 30, Group 1 (1 of 1)

<i>Fin</i>	<i>Nr</i>	<i>Name</i>	<i>Abr</i>	<i>Nat</i>	Time	Pnts	>>
1	41	Freddie POLAK	NIRC	GBR	55.679	34	
2	109	Noah GLYN	MIRC	GBR	55.839	21	
3	106	Charlie MARSDEN	NIRC	GBR	58.501	13	
4	37	Willem MURRAY	NIRC	GBR	59.305	8	

**Distance Classification 500 meter PeeWee 2**

	#	Name	Team	ISU	Fin		Time		
Final Group 1									
	1	41	Freddie POLAK	NIRC	GBR	1	34	1-1-1	55.679
	2	109	Noah GLYN	MIRC	GBR	2	21	1-1-2	55.839
	3	106	Charlie MARSDEN	NIRC	GBR	3	13	3-2-3	57.689
	4	37	Willem MURRAY	NIRC	GBR	4	8	2-2-4	59.305
Final Group 2									
	5	159	Joseph ARMSTRONG	ALD	GBR	1	5	1-3-1	57.821
	6	79	Elliot BAKER	NIRC	GBR	2	3	2-4-2	1:04.747
	7	161	Emma GRAYSON	NIRC	GBR	3	2	2-4-3	1:03.100
	8	129	Albie BARLOW	ALD	GBR	4	1	3-3-4	1:05.303
Final Group 3									
	9	107	Arty CLAREY	NIRC	GBR	1		4-1	1:02.493
	10	34	Thomas MARDELL	BISSC	GBR	2		4-2	1:08.417
	11	65	Jack WEEDON	ALD	GBR	3		3-3	1:09.431
	12	121	Samuel SURGUY	NIRC	GBR	4		4-4	1:14.56
	13	267	Dante DALILI	ALD	GBR	5		5-5	1:18.21

## Heats 222 meter PeeWee 2

### Race 38, Group 1 (1 of 3)

<i>Fin</i>	<i>Nr</i>	<i>Name</i>	<i>Abr</i>	<i>Nat</i>	Time	Pnts	>>
1	109	Noah GLYN	MIRC	GBR	26.830		Q
2	37	Willem MURRAY	NIRC	GBR	27.536		Q
3	161	Emma GRAYSON	NIRC	GBR	29.318		q
4	65	Jack WEEDON	ALD	GBR	30.966		

### Race 39, Group 1 (2 of 3)

<i>Fin</i>	<i>Nr</i>	<i>Name</i>	<i>Abr</i>	<i>Nat</i>	Time	Pnts	>>
1	159	Joseph ARMSTRONG	ALD	GBR	27.666		Q
2	106	Charlie MARSDEN	NIRC	GBR	27.818		Q
3	107	Arty CLAREY	NIRC	GBR	28.100		q
4	34	Thomas MARDELL	BISSC	GBR	30.562		

### Race 40, Group 1 (3 of 3)

<i>Fin</i>	<i>Nr</i>	<i>Name</i>	<i>Abr</i>	<i>Nat</i>	Time	Pnts	>>
1	41	Freddie POLAK	NIRC	GBR	26.779		Q
2	129	Albie BARLOW	ALD	GBR	29.255		Q
3	79	Elliot BAKER	NIRC	GBR	29.415		
4	121	Samuel SURGUY	NIRC	GBR	33.771		
5	267	Dante DALILI	ALD	GBR	44.885		

## Semi Final 222 meter PeeWee 2

### Race 48, Group 1 (1 of 2)

<i>Fin</i>	<i>Nr</i>	<i>Name</i>	<i>Abr</i>	<i>Nat</i>	Time	Pnts	>>
1	41	Freddie POLAK	NIRC	GBR	26.62		Q
2	159	Joseph ARMSTRONG	ALD	GBR	27.336		Q
3	37	Willem MURRAY	NIRC	GBR	27.834		
4	107	Arty CLAREY	NIRC	GBR	27.924		

### Race 49, Group 1 (2 of 2)

<i>Fin</i>	<i>Nr</i>	<i>Name</i>	<i>Abr</i>	<i>Nat</i>	Time	Pnts	>>
1	109	Noah GLYN	MIRC	GBR	26.644		Q
2	106	Charlie MARSDEN	NIRC	GBR	26.740		Q
3	161	Emma GRAYSON	NIRC	GBR	30.164		
4	129	Albie BARLOW	ALD	GBR	37.696		

## Final 222 meter PeeWee 2

### Race 60, Group 3 (1 of 1)

<i>Fin</i>	<i>Nr</i>	<i>Name</i>	<i>Abr</i>	<i>Nat</i>	Time	Pnts	>>
1	79	Elliot BAKER	NIRC	GBR	29.132		
2	34	Thomas MARDELL	BISSC	GBR	31.580		
3	65	Jack WEEDON	ALD	GBR	31.626		
4	121	Samuel SURGUY	NIRC	GBR	35.526		
5	267	Dante DALILI	ALD	GBR	45.276		

## Final 222 meter PeeWee 2 (...)

---

### Race 61, Group 2 (1 of 1)

<i>Fin</i>	<i>Nr</i>	<i>Name</i>	<i>Abr</i>	<i>Nat</i>	Time	Pnts	>>
1	37	Willem MURRAY	NIRC	GBR	27.508	5	
2	107	Arty CLAREY	NIRC	GBR	27.568	3	
3	161	Emma GRAYSON	NIRC	GBR	30.344	2	
4	129	Albie BARLOW	ALD	GBR	30.710	1	

### Race 62, Group 1 (1 of 1)

<i>Fin</i>	<i>Nr</i>	<i>Name</i>	<i>Abr</i>	<i>Nat</i>	Time	Pnts	>>
1	41	Freddie POLAK	NIRC	GBR	25.582	34	
2	109	Noah GLYN	MIRC	GBR	26.108	21	
3	106	Charlie MARSDEN	NIRC	GBR	26.898	13	
4	159	Joseph ARMSTRONG	ALD	GBR	35.730	8	

**Distance Classification 222 meter PeeWee 2**

#	Name	Team	ISU	Fin		Time
<b>Final Group 1</b>						
1	41 Freddie POLAK	NIRC	GBR	1	34 1-1-1	25.582
2	109 Noah GLYN	MIRC	GBR	2	21 1-1-2	26.108
3	106 Charlie MARSDEN	NIRC	GBR	3	13 2-2-3	26.740
4	159 Joseph ARMSTRONG	ALD	GBR	4	8 1-2-4	27.336
<b>Final Group 2</b>						
5	37 Willem MURRAY	NIRC	GBR	1	5 2-3-1	27.508
6	107 Arty CLAREY	NIRC	GBR	2	3 3-4-2	27.568
7	161 Emma GRAYSON	NIRC	GBR	3	2 3-3-3	29.318
8	129 Albie BARLOW	ALD	GBR	4	1 2-4-4	29.255
<b>Final Group 3</b>						
9	79 Elliot BAKER	NIRC	GBR	1	3-1	29.132
10	34 Thomas MARDELL	BISSC	GBR	2	4-2	30.562
11	65 Jack WEEDON	ALD	GBR	3	4-3	30.966
12	121 Samuel SURGUY	NIRC	GBR	4	4-4	33.771
13	267 Dante DALILI	ALD	GBR	5	5-5	44.885

## Heats 333 meter PeeWee 2

### Race 80, Group 1 (1 of 3)

<i>Fin</i>	<i>Nr</i>	<i>Name</i>	<i>Abr</i>	<i>Nat</i>	Time	Pnts	>>
1	106	Charlie MARSDEN	NIRC	GBR	40.123		Q
2	159	Joseph ARMSTRONG	ALD	GBR	40.807		Q
3	79	Elliot BAKER	NIRC	GBR	44.355		
4	34	Thomas MARDELL	BISSC	GBR	46.351		

### Race 81, Group 1 (2 of 3)

<i>Fin</i>	<i>Nr</i>	<i>Name</i>	<i>Abr</i>	<i>Nat</i>	Time	Pnts	>>
1	41	Freddie POLAK	NIRC	GBR	39.132		Q
2	129	Albie BARLOW	ALD	GBR	43.256		Q
3	161	Emma GRAYSON	NIRC	GBR	43.536		q
4	121	Samuel SURGUY	NIRC	GBR	50.48		
5	267	Dante DALILI	ALD	GBR	59.194		

### Race 82, Group 1 (3 of 3)

<i>Fin</i>	<i>Nr</i>	<i>Name</i>	<i>Abr</i>	<i>Nat</i>	Time	Pnts	>>
1	109	Noah GLYN	MIRC	GBR	38.600		Q
2	107	Arty CLAREY	NIRC	GBR	39.754		Q
3	37	Willem MURRAY	NIRC	GBR	39.964		q
4	65	Jack WEEDON	ALD	GBR	45.58		

## Semi Final 333 meter PeeWee 2

### Race 92, Group 1 (1 of 2)

<i>Fin</i>	<i>Nr</i>	<i>Name</i>	<i>Abr</i>	<i>Nat</i>	Time	Pnts	>>
1	109	Noah GLYN	MIRC	GBR	38.453		Q
2	106	Charlie MARSDEN	NIRC	GBR	39.513		Q
3	107	Arty CLAREY	NIRC	GBR	39.657		
4	161	Emma GRAYSON	NIRC	GBR	42.93		

### Race 93, Group 1 (2 of 2)

<i>Fin</i>	<i>Nr</i>	<i>Name</i>	<i>Abr</i>	<i>Nat</i>	Time	Pnts	>>
1	41	Freddie POLAK	NIRC	GBR	37.939		Q
2	159	Joseph ARMSTRONG	ALD	GBR	40.183		Q
3	37	Willem MURRAY	NIRC	GBR	40.339		
4	129	Albie BARLOW	ALD	GBR	42.585		

## Final 333 meter PeeWee 2

### Race 106, Group 3 (1 of 1)

<i>Fin</i>	<i>Nr</i>	<i>Name</i>	<i>Abr</i>	<i>Nat</i>	Time	Pnts	>>
1	79	Elliot BAKER	NIRC	GBR	44.94		
2	34	Thomas MARDELL	BISSC	GBR	45.174		
3	121	Samuel SURGUY	NIRC	GBR	47.890		
4	267	Dante DALILI	ALD	GBR	48.640		
5	65	Jack WEEDON	ALD	GBR	53.916		

**Final 333 meter PeeWee 2 (...)**

---

**Race 107, Group 2 (1 of 1)**

<i>Fin</i>	<i>Nr</i>	<i>Name</i>	<i>Abr</i>	<i>Nat</i>	Time	Pnts	>>
1	107	Arty CLAREY	NIRC	GBR	39.931	5	
2	37	Willem MURRAY	NIRC	GBR	40.585	3	
3	129	Albie BARLOW	ALD	GBR	43.11	2	
4	161	Emma GRAYSON	NIRC	GBR	43.245	1	

**Race 108, Group 1 (1 of 1)**

<i>Fin</i>	<i>Nr</i>	<i>Name</i>	<i>Abr</i>	<i>Nat</i>	Time	Pnts	>>
1	41	Freddie POLAK	NIRC	GBR	37.757	34	
2	106	Charlie MARSDEN	NIRC	GBR	38.377	21	
3	109	Noah GLYN	MIRC	GBR	38.461	13	
4	159	Joseph ARMSTRONG	ALD	GBR	38.911	8	

## Distance Classification 333 meter PeeWee 2

	#	Name	Team	ISU	Fin		Time
Final Group 1							
	1	41 Freddie POLAK	NIRC	GBR	1	34 1-1-1	37.757
	2	106 Charlie MARSDEN	NIRC	GBR	2	21 1-2-2	38.377
	3	109 Noah GLYN	MIRC	GBR	3	13 1-1-3	38.453
	4	159 Joseph ARMSTRONG	ALD	GBR	4	8 2-2-4	38.911
Final Group 2							
	5	107 Arty CLAREY	NIRC	GBR	1	5 2-3-1	39.657
	6	37 Willem MURRAY	NIRC	GBR	2	3 3-3-2	39.964
	7	129 Albie BARLOW	ALD	GBR	3	2 2-4-3	42.585
	8	161 Emma GRAYSON	NIRC	GBR	4	1 3-4-4	42.93
Final Group 3							
	9	79 Elliot BAKER	NIRC	GBR	1	3-1	44.94
	10	34 Thomas MARDELL	BISSC	GBR	2	4-2	45.174
	11	121 Samuel SURGUY	NIRC	GBR	3	4-3	47.890
	12	267 Dante DALILI	ALD	GBR	4	5-4	48.640
	13	65 Jack WEEDON	ALD	GBR	5	4-5	45.58



**Overall Classification PeeWee 2**

	#	Name	Team	ISU	FP	CDR		time
1	41	Freddie POLAK	NIRC	GBR	102	3	1-1-1	55.679
2	109	Noah GLYN	MIRC	GBR	55	7	2-2-3	55.839
3	106	Charlie MARSDEN	NIRC	GBR	47	8	3-3-2	57.689
4	159	Joseph ARMSTRONG	ALD	GBR	21	13	5-4-4	57.821
5	37	Willem MURRAY	NIRC	GBR	16	15	4-5-6	59.305
6	107	Arty CLAREY	NIRC	GBR	8	20	9-6-5	1:02.493
7	161	Emma GRAYSON	NIRC	GBR	5	22	7-7-8	1:03.100
8	129	Albie BARLOW	ALD	GBR	4	23	8-8-7	1:05.303
9	79	Elliot BAKER	NIRC	GBR	3	24	6-9-9	1:04.747
10	34	Thomas MARDELL	BISSC	GBR		30	10-10-10	1:08.417
11	65	Jack WEEDON	ALD	GBR		35	11-11-13	1:09.431
12	121	Samuel SURGUY	NIRC	GBR		35	12-12-11	1:14.56
13	267	Dante DALILI	ALD	GBR		38	13-13-12	1:18.21

## Qualification

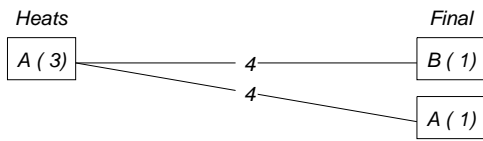
### Relay

( 0 competitors)

April 2, 2017

08:39	77 - 79	3	Heats	R3K	1 + 1x2 ————— qualify for Final R5K Group 1 next 4 continue in Final R3K Group 2
12:34	124	1	Final	R3K	
12:41	125	1	Final	R5K	

R5K



## Heats 3000 m Relay Relay

### Race 77, Group 1 (1 of 3)

<i>Fin</i>	<i>Nr</i>	<i>Name</i>	<i>Abr</i>	<i>Nat</i>	<i>Time</i>	<i>Pnts</i>	<i>&gt;&gt;</i>
1	2	Aldwych A 11 Matt ROWE 98 Aydin DJEMAL 82 Jonathan MOODY 132 Solomon PREMPEH		GBR	4:30.16		Q
2	5	Nottingham B 145 Ben ROBERTS 254 Daniel PICKERING 274 Holly HOYLAND 49 Kyle ROSS-WADDELL		GBR	4:42.200		q
3	9	Aldwych C 242 Peter CARR 256 Ed DJEMAL 7 Lloyd DUNCAN 147 Alex COLLINS		GBR	4:59.474		

### Race 78, Group 1 (2 of 3)

<i>Fin</i>	<i>Nr</i>	<i>Name</i>	<i>Abr</i>	<i>Nat</i>	<i>Time</i>	<i>Pnts</i>	<i>&gt;&gt;</i>
1	1	Mohawks A 150 Billy SIMMS 168 Farrell TREACY 208 Charlotte GILMARTIN 212 Ethan TREACY		GBR	4:21.94		Q
2	7	Aldwych B 13 Simon WALLACE 89 Peter ARMSTRONG 252 Tanith TURNER 255 Olivia WEEDON		GBR	4:44.566		
3	8	Nottingham C 102 Adam BROWN 92 Jack CRAWFORD 283 Jack URQUHART 3 Natalie CRAWFORD		GBR	5:02.170		
4	12	Aldwych D 14 Peter GREWAL 80 Zoe CLARK 85 Mike MAYNARD 257 Nayla DJEMAL		GBR	5:47.360		

## Heats 3000 m Relay Relay (...)

### Race 79, Group 1 (3 of 3)

<i>Fin</i>	<i>Nr</i>	<i>Name</i>	<i>Abr</i>	<i>Nat</i>	<i>Time</i>	<i>Pnts</i>	<i>&gt;&gt;</i>
1	3	Nottingham A 180 Josh CHEETHAM 253 Sam HAMMERSLEY 142 Jennifer PICKERING 95 Isabelle ROBERTS		GBR	4:38.356		Q
2	4	Mohawks B 25 Rob MITCHELL 250 Niall TREACY 31 Natasha NEMETH-KNIGHT 286 Charlotte HAYWARD		GBR	4:45.632		
3	10	Sheffield 18 Greg ELLIOTT 33 Keith WRIGHT 125 Johanco VELDSMAN 135 Bradley WILLS		GBR	5:12.916		
4	11	Nottingham D 140 Chris MURRAY 200 Simon CHEETHAM 44 Talya KAYE 136 Rose HAPPER		GBR	5:25.710		

## Final 3000 m Relay Relay

### Race 124, Group 2 (1 of 1)

<i>Fin</i>	<i>Nr</i>	<i>Name</i>	<i>Abr</i>	<i>Nat</i>	<i>Time</i>	<i>Pnts</i>	<i>&gt;&gt;</i>
1	4	Mohawks B 25 Rob MITCHELL 250 Niall TREACY 31 Natasha NEMETH-KNIGHT 286 Charlotte HAYWARD		GBR	4:39.236	5	
2	7	Aldwych B 13 Simon WALLACE 89 Peter ARMSTRONG 252 Tanith TURNER 255 Olivia WEEDON		GBR	4:42.90	3	
3	9	Aldwych C 242 Peter CARR 256 Ed DJEMAL 7 Lloyd DUNCAN 147 Alex COLLINS		GBR	5:01.270	2	
<i>p</i>	8	Nottingham C 102 Adam BROWN 92 Jack CRAWFORD 283 Jack URQUHART 3 Natalie CRAWFORD		GBR	--		penalty

**Final 5000 m Relay Relay**

**Race 125, Group 1 (1 of 1)**

<i>Fin</i>	<i>Nr</i>	<i>Name</i>	<i>Abr</i>	<i>Nat</i>	Time	Pnts	>>
<b>1</b>	<b>1</b>	<b>Mohawks A</b>		<b>GBR</b>	<b>7:25.405</b>	<b>34</b>	
		150 Billy SIMMS					
		168 Farrell TREACY					
		208 Charlotte GILMARTIN					
		212 Ethan TREACY					
<b>2</b>	<b>2</b>	<b>Aldwych A</b>		<b>GBR</b>	<b>7:36.623</b>	<b>21</b>	
		11 Matt ROWE					
		98 Aydin DJEMAL					
		82 Jonathan MOODY					
		132 Solomon PREMPEH					
<b>3</b>	<b>3</b>	<b>Nottingham A</b>		<b>GBR</b>	<b>7:38.413</b>	<b>13</b>	
		180 Josh CHEETHAM					
		253 Sam HAMMERSLEY					
		142 Jennifer PICKERING					
		95 Isabelle ROBERTS					
<b>4</b>	<b>5</b>	<b>Nottingham B</b>		<b>GBR</b>	<b>8:05.659</b>	<b>8</b>	
		145 Ben ROBERTS					
		254 Daniel PICKERING					
		274 Holly HOYLAND					
		49 Kyle ROSS-WADDELL					

**Distance Classification 5000 m Relay Relay**

#	Name	Team	ISU	Fin		Time
<b>Final Group 1</b>						
1	1 Mohawks A		LAY	1	34 1-1	7:25.405
2	2 Aldwych A		LAY	2	21 1-2	7:36.623
3	3 Nottingham A		LAY	3	13 1-3	7:38.413
4	5 Nottingham B		LAY	4	8 2-4	8:05.659
<b>Final Group 2</b>						
5	4 Mohawks B		LAY	1	5 2-1	4:39.236
6	7 Aldwych B		LAY	2	3 2-2	4:42.90
7	9 Aldwych C		LAY	3	2 3-3	4:59.474
8	8 Nottingham C		LAY	P	3-P	5:02.170
<b>Heats Group 1</b>						
9	10 Sheffield		LAY	3	3	5:12.916
10	11 Nottingham D		LAY	4	4	5:25.710
11	12 Aldwych D		LAY	4	4	5:47.360