



**British Short Track Championships**

**Ice Sheffield**

**30th & 31st March 2019**



# **Official Results**

**British Short Track Championships**

**Ice Sheffield**

**30th & 31st March 2019**

**Officials**

---

Org.Comm. Technical Advisor	Peter WORTH
BIS Event Manager	Kirstie ROBINSON
Officials Coordinator	Tina NOBLE
Reception	Kirstie ROBINSON
Reception	Tina NOBLE
Official Referee	Sarah HENDERSON
Assistant Referee	Peter WORTH
Assistant Referee	Hew WILLIAMS
Assistant Referee	Lloyd CAMPION
Starter	Jon COLLINS
Starter	Gideon VELDSMAN
Competitor Steward	Clinton CAST
Competitor Steward	Ian GOOCH
Photo Finish	Mina MACHIN
Photo Finish	Dermott SHANAHAN
Photo Finish	David ROSS-WADELL
Chief Line Judge	Carol GALLON
Chief Time Keeper	Jean IVESON
Time Keeper	Peter HURLEY
Time Keeper	Nina DALILI
Time Keeper	Adele VELDSMAN
Timkeeper	Mike MAYNARD
Heat Box	Mrs A GRANT
Heat Box	Sarah WATTS
Announcer	Vicki CAMPION
Announcer	Farrell TREACY
Electronic Lapboard	Paul IVESON
Electronic Lapboard	Robert RAIZADA
Track Maintenance	Jon ELEY
Track Maintenance	Matt ROWE
Track Maintenance	Helena JONES
Official Photographer	Martin HOLTOM
Presentation	Kirstie ROBINSON
Presentation	Tina NOBLE
Volunteer First Aid	ST. JOHNS

## Programme

March 30, 2019

11:00	<i>Warming up , PeeWee &amp; PeeWee 2</i>			
11:05	<i>Warming up , Juniors &amp; Juveniles</i>			
11:10	<i>Warming up , Senior Men, Ladies, Masters</i>			
11:15	<i>Open. Ceremony</i>			
11:27	<i>Ice Res (Track)</i>			
11:42	Masters	1000 metres	Quarter Finals	1 - 4
11:56	PeeWee2 Boys	500 metres	Semi Final	5 - 6
12:02	PeeWee Boys	777 metres	Semi Final	7 - 8
12:10	Junior Boys	1500 metres	Semi Final	9 - 10
12:20	Masters	1000 metres	Semi Final	11 - 14
12:36	<i>Ice Res (Track)</i>			
12:51	PeeWee2 Girls	500 metres	Final	15
12:54	PeeWee2 Boys	500 metres	Final	16 - 17
13:01	PeeWee Girls	777 metres	Final	18
13:05	PeeWee Boys	777 metres	Final	19 - 20
13:13	Juvenile Girls	1000 metres	Final	21
13:17	Juvenile Boys	1000 metres	Final	22
13:21	<i>Ice Res (Track)</i>			
13:36	Masters	1000 metres	Final	23 - 26
13:53	Junior Girls	1500 metres	Final	27
13:57	Junior Boys	1500 metres	Final	28 - 29
14:06	Senior Ladies	1500 metres	Final	30
14:11	<i>Cerem.Ice</i>			
14:14	Senior Men	1500 metres	Final	31
14:19	<i>Cerem.Ice</i>			
14:22	<i>Ice Res (Track)</i>			
14:37	Masters	500 metres	Quarter Finals	32 - 35
14:48	Junior Boys	500 metres	Quarter Finals	36 - 38
14:56	PeeWee2 Boys	222 metres	Semi Final	39 - 40
15:01	PeeWee Boys	333 metres	Semi Final	41 - 42
15:07	Juvenile Boys	500 metres	Semi Final	43 - 44
15:13	Masters	500 metres	Semi Final	45 - 48
15:26	Junior Girls	500 metres	Semi Final	49 - 50
15:32	Junior Boys	500 metres	Semi Final	51 - 52
15:38	Senior Ladies	500 metres	Semi Final	53 - 54
15:44	Senior Men	500 metres	Semi Final	55 - 56
15:50	<i>Ice Res (Track)</i>			
16:05	PeeWee2 Girls	222 metres	Final	57
16:08	PeeWee2 Boys	222 metres	Final	58 - 59
16:14	PeeWee Girls	333 metres	Final	60
16:17	PeeWee Boys	333 metres	Final	61 - 62
16:23	Juvenile Girls	500 metres	Final	63
16:26	Juvenile Boys	500 metres	Final	64 - 65
16:33	Masters	500 metres	Final	66 - 69
16:46	Junior Girls	500 metres	Final	70 - 71

*The program is tentative and subject to change. Starting times will follow the flow of the competition.*

**Programme**

---

March 30, 2019

---

16:51	Junior Boys	500 metres	Final	72 - 74
16:58	Senior Ladies	500 metres	Final	75 - 76
17:03	<i>Cerem.Ice</i>			
17:06	Senior Men	500 metres	Final	77 - 78
17:11	<i>Cerem.Ice</i>			
17:14	<i>Ice Res (Full)</i>			
17:29	Relay	3000 m Relay	Semi Final	79 - 81
17:51	<i>Pads Off</i>			

*The program is tentative and subject to change. Starting times will follow the flow of the competition.*

## Programme

March 31, 2019

08:00	<i>Warming up , PeeWee &amp; PeeWee 2</i>			
08:06	<i>Warming up , Juniors &amp; Juveniles</i>			
08:12	<i>Warming up , Senior Men, Ladies, Masters</i>			
08:18	<i>Ice Res (Track)</i>			
08:33	Masters	777 metres	Quarter Finals	82 - 85
08:46	Junior Boys	1000 metres	Quarter Finals	86 - 88
08:57	PeeWee2 Boys	333 metres	Semi Final	89 - 90
09:03	PeeWee Boys	500 metres	Semi Final	91 - 92
09:09	Juvenile Boys	777 metres	Semi Final	93 - 94
09:17	Masters	777 metres	Semi Final	95 - 98
09:32	Junior Girls	1000 metres	Semi Final	99 - 100
09:40	Junior Boys	1000 metres	Semi Final	101 - 102
09:48	Senior Ladies	1000 metres	Semi Final	103 - 104
	<i>cancelled</i>			( 105 - 106 )
09:56	<i>Ice Res (Track)</i>			
10:11	PeeWee2 Girls	333 metres	Final	107
10:14	PeeWee2 Boys	333 metres	Final	108 - 109
10:20	PeeWee Girls	500 metres	Final	110
10:23	PeeWee Boys	500 metres	Final	111 - 112
10:29	Juvenile Girls	777 metres	Final	113
10:33	Juvenile Boys	777 metres	Final	114 - 115
10:41	Masters	777 metres	Final	116 - 119
10:57	Junior Girls	1000 metres	Final	120 - 121
11:05	Junior Boys	1000 metres	Final	122 - 124
11:18	Senior Ladies	1000 metres	Final	125 - 126
11:26	<i>Cerem.Ice</i>			
	<i>cancelled</i>			127
11:31	Senior Men	1000 metres	Final	128
11:35	<i>Cerem.Ice</i>			
11:40	<i>Ice Res (Track)</i>			
11:55	Senior Men	3000 M SF	Super Final	129
12:02	<i>Ice Res (Full)</i>			
12:22	Relay	3000 m Relay	Final	130
12:30	Relay	5000 m Relay	Final	131
12:39	<i>Presentations</i>			
13:29	<i>Pads Off</i>			
13:39	<i>Ice Res (Track)</i>			

*The program is tentative and subject to change. Starting times will follow the flow of the competition.*

**List of Competitors**


---

**Masters**

17	DOBBIE	Alan	FVY	GBR
25	MITCHELL	Robert	MOH	GBR
33	WRIGHT	Keith	SHF	GBR
36	CONNAGHTON	Paul	ALD	GBR
50	SHAVE	Roy	ALD	GBR
89	ARMSTRONG	Peter	ALD	GBR
97	SUKIENNIK	Margaret	NOT	GBR
123	CARTER	Peter	ALD	GBR
162	HILL	Adam	MOH	GBR
165	HUMBER	Steve	MOH	GBR
242	CARR	Peter	ALD	GBR
244	GREGORY	Alistair	NOT	GBR
266	ILLES	John	MOH	GBR
273	FISHER	Doug	ALD	GBR
288	CARTER	Anton	ALD	GBR
297	WINSTANLEY	Nigel	SHF	GBR
298	BRANAGAN	Julia	ALD	GBR

**Senior Men**

1	WALKER	Roy	AYR	GBR
7	DUNCAN	Lloyd	ALD	GBR
104	MARSHALL	Brandon	SHF	GBR
147	COLLINS	Alex	ALD	GBR
150	SIMMS	Billy	MOH	GBR
212	TREACY	Ethan	MOH	GBR

**Senior Ladies**

39	TAYLOR	Fern	SHF	GBR
42	HARRISON	Fiona	SHF	GBR
44	KAYE	Talya	NOT	GBR
45	THOMSON	Kathryn	AYR	GBR
95	ROBERTS	Isabelle	NOT	GBR
174	WALKER	Rachel	AYR	GBR
209	CHRISTIE	Elise	FVY	GBR

**Junior Boys**

15	GARDNER	Matt	SHF	GBR
49	ROSS-WADDELL	Kyle	NOT	GBR
59	RICHES	Peter	ALD	GBR
125	VELDSMAN	Johanco	SHF	GBR
132	PREMPEH	Soloman	ALD	GBR
135	WILLS	Bradley	SHF	GBR
146	HURLEY	Isaac	NOT	GBR
240	YATES	Westley	MOH	GBR
250	TREACY	Niall	MOH	GBR
251	HARRIS	Tom	NOT	GBR
270	ILLES	Will	MOH	GBR
296	GAWITH	Nicky	BFD	GBR

**Junior Girls**

3	CRAWFORD	Natalie	NOT	GBR
4	GRANT	Hannah	ALT	GBR
252	TURNER	Tanith	ALD	GBR
255	WEEDON	Olivia	ALD	GBR
274	HOYLAND	Holly	NOT	GBR
286	HAYWARD	Charlotte	MOH	GBR

**Juvenile Boys**

87	ROWE	Ollie	ALD	GBR
114	CAMPION	Charlie	NOT	GBR
139	RAIZADA	Isaac	NOT	GBR
248	LLOYD	Sam	NOT	GBR
265	HILL JNR	Adam	MOH	GBR

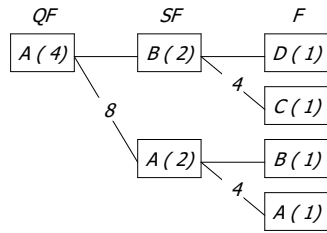
**List of Competitors**

287	SHMAYGER	German	ALD	GBR
290	COLLINS	Theo	ALD	GBR
Juvenile Girls				
69	LATHWELL-WATTS	Helena	ALT	GBR
70	CAMERON	Chloe	AYR	GBR
101	DRAPER	Philippa	ALD	GBR
133	TILEKA	Tanisha	MOH	GBR
PeeWee Boys				
37	MURRAY	Willem	NOT	GBR
41	POLAK	Freddie	NOT	GBR
79	BAKER	Elliot	NOT	GBR
107	CLAREY	Arty	NOT	GBR
109	GLYNN	Noah	MOH	GBR
159	ARMSTRONG	Joseph	ALD	GBR
243	ELLIS	George	BFD	GBR
263	GARDENER	Sam	SHF	GBR
293	SHERARD BORSHIN	Oliver	ALT	GBR
PeeWee Girls				
161	GRAYSON	Emma	NOT	GBR
262	MCKEE	Lucie	NOT	GBR
275	SNOWDON	Alexandra	ALD	GBR
277	STEWART	Morag	FVY	GBR
PeeWee2 Boys				
65	WEEDON	Jack	ALD	GBR
84	ALDEN	Charley	NOT	GBR
129	BARLOW	Albie	ALD	GBR
231	GOTTS	Oliver	ALT	GBR
233	TROWBRIDGE	Daniel	ALD	GBR
259	SMITH	Ethan	MOH	GBR
261	GREY-BUFFEY	Cohen	SHF	GBR
267	DALILI	Dante	ALD	GBR
278	MARVELL	Brandon	BFD	GBR
PeeWee2 Girls				
155	CORNEY	Isabelle	ALD	GBR
232	O'HARA	Isla	ALT	GBR
258	FENTON	Grace	MOH	GBR
260	GRAY-BUFFEY	Savi	SHF	GBR
299	CLAREY	Violet	NOT	GBR

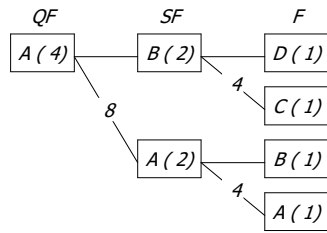
List of Competitors

**Masters** ( 17 competitors)

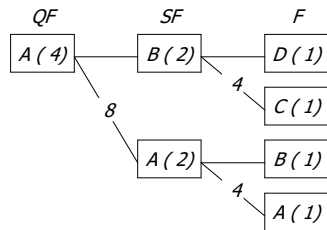
1000



500



777

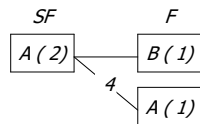


**Senior Men** ( 6 competitors)

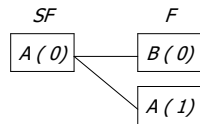
1500



500



1000

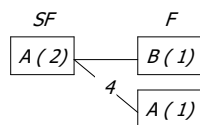


**Senior Ladies** ( 7 competitors)

1500



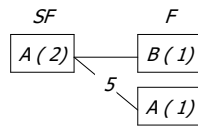
500





**List of Competitors**

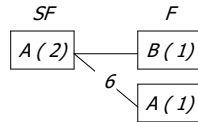
1000



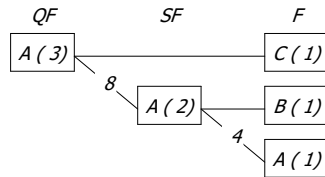
**Junior Boys**

( 12 competitors)

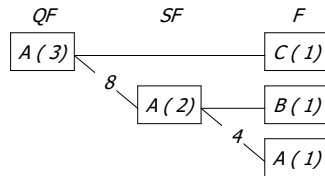
1500



500



1000



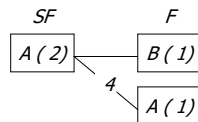
**Junior Girls**

( 6 competitors)

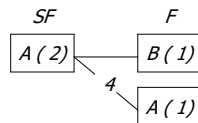
1500



500



1000



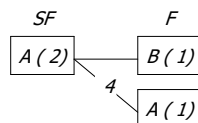
**Juvenile Boys**

( 7 competitors)

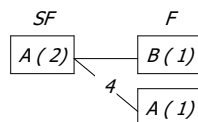
1000



500



777



**List of Competitors**

**Juvenile Girls** ( 4 competitors)

1000



500

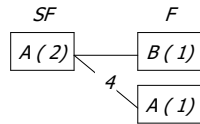


777

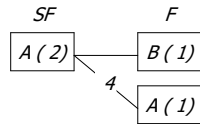


**PeeWee Boys** ( 9 competitors)

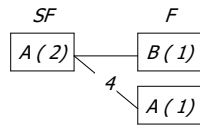
777



333



500



**PeeWee Girls** ( 4 competitors)

777



333

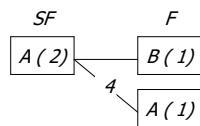


500

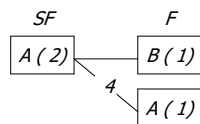


**PeeWee2 Boys** ( 9 competitors)

500

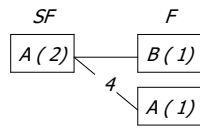


222



**List of Competitors**

333



**PeeWee2 Girls**

( 5 competitors)

500



222



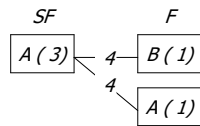
333



**Relay**

( 0 competitors)

R5K



**Quarter Finals 1000 metres Masters**
**Race 1, Group 1 (1 of 4)**

	<i>Nr</i>	<i>Name</i>	<i>Abr</i>	<i>Nat</i>	Time	Pnts	>>
1	242	Peter CARR	ALD	---	1:49.430		
2	297	Nigel WINSTANLEY	SHF	---	1:58.220		
3	36	Paul CONNAGHTON	ALD	---	2:09.011		
4	298	Julia BRANAGAN	ALD	---	2:32.012		

**Race 2, Group 1 (2 of 4)**

	<i>Nr</i>	<i>Name</i>	<i>Abr</i>	<i>Nat</i>	Time	Pnts	>>
1	165	Steve HUMBER	MOH	---	1:53.520		
2	17	Alan DOBBIE	FVY	---	1:54.070		
3	97	Margaret SUKIENNIK	NOT	---	2:14.670		
<i>nf</i>	244	Alistair GREGORY	NOT	---	--		dnf

**Race 3, Group 1 (3 of 4)**

	<i>Nr</i>	<i>Name</i>	<i>Abr</i>	<i>Nat</i>	Time	Pnts	>>
1	25	Robert MITCHELL	MOH	---	1:52.700		
2	33	Keith WRIGHT	SHF	---	1:56.580		
3	123	Peter CARTER	ALD	---	2:198.930		
4	266	John ILLES	MOH	---	2:37.020		

**Race 4, Group 1 (4 of 4)**

	<i>Nr</i>	<i>Name</i>	<i>Abr</i>	<i>Nat</i>	Time	Pnts	>>
1	89	Peter ARMSTRONG	ALD	---	1:55.850		
2	288	Anton CARTER	ALD	---	1:57.150		
3	162	Adam HILL	MOH	---	2:01.140		
4	50	Roy SHAVE	ALD	---	2:04.710		
5	273	Doug FISHER	ALD	---	2:23.430		

**Semi Final 500 metres PeeWee2 Boys**
**Race 5, Group 1 (1 of 2)**

	<i>Nr</i>	<i>Name</i>	<i>Abr</i>	<i>Nat</i>	Time	Pnts	>>
1	84	Charley ALDEN	NOT	---	1:02.080		
2	65	Jack WEEDON	ALD	---	1:02.450		
3	261	Cohen GREY-BUFFEY	SHF	---	1:06.760		
4	278	Brandon MARVELL	BFD	---	1:10.590		

**Race 6, Group 1 (2 of 2)**

	<i>Nr</i>	<i>Name</i>	<i>Abr</i>	<i>Nat</i>	Time	Pnts	>>
1	129	Albie BARLOW	ALD	---	1:01.720		
2	259	Ethan SMITH	MOH	---	1:02.750		
3	267	Dante DALILI	ALD	---	1:02.990		
4	231	Oliver GOTTS	ALT	---	1:09.580		
5	233	Daniel TROWBRIDGE	ALD	---	1:22.790		

**Semi Final 777 metres PeeWee Boys**
**Race 7, Group 1 (1 of 2)**

	<i>Nr</i>	<i>Name</i>	<i>Abr</i>	<i>Nat</i>	Time	Pnts	>>
1	107	Arty CLAREY	NOT	---	1:28.170		
2	109	Noah GLYNN	MOH	---	1:33.180		
3	79	Elliot BAKER	NOT	---	1:34.610		
4	243	George ELLIS	BFD	---	1:38.430		

**Race 8, Group 1 (2 of 2)**

	<i>Nr</i>	<i>Name</i>	<i>Abr</i>	<i>Nat</i>	Time	Pnts	>>
1	41	Freddie POLAK	NOT	---	1:28.130		
2	159	Joseph ARMSTRONG	ALD	---	1:28.740		
3	37	Willem MURRAY	NOT	---	1:29.070		
4	293	Oliver SHERARD BORSHIN	ALT	---	1:55.770		
5	263	Sam GARDENER	SHF	---	1:57.780		

**Semi Final 1500 metres Junior Boys**
**Race 9, Group 1 (1 of 2)**

	<i>Nr</i>	<i>Name</i>	<i>Abr</i>	<i>Nat</i>	Time	Pnts	>>
1	250	Niall TREACY	MOH	---	2:32.760		
2	49	Kyle ROSS-WADDELL	NOT	---	2:34.420		
3	15	Matt GARDNER	SHF	---	2:34.620		
4	132	Soloman PREMPEH	ALD	---	2:37.100		
5	146	Isaac HURLEY	NOT	---	2:48.670		
6	270	Will ILLES	MOH	---	3:03.870		

**Semi Final 1500 metres Junior Boys (...)**
**Race 10, Group 1 (2 of 2)**

	<i>Nr</i>	<i>Name</i>	<i>Abr</i>	<i>Nat</i>	Time	Pnts	>>
1	59	Peter RICHES	ALD	---	2:36.940		
2	240	Westley YATES	MOH	---	2:38.650		
3	135	Bradley WILLS	SHF	---	2:38.830		
4	125	Johanco VELDSMAN	SHF	---	2:43.790		
5	251	Tom HARRIS	NOT	---	3:00.440		
6	296	Nicky GAWITH	BFD	---	3:03.960		

**Semi Final 1000 metres Masters**
**Race 11, Group 2 (1 of 2)**

	<i>Nr</i>	<i>Name</i>	<i>Abr</i>	<i>Nat</i>	Time	Pnts	>>
1	162	Adam HILL	MOH	---	2:01.250		
2	50	Roy SHAVE	ALD	---	2:05.210		
3	244	Alistair GREGORY	NOT	---	2:10.960		
4	273	Doug FISHER	ALD	---	2:17.160		
5	123	Peter CARTER	ALD	---	2:24.180		

**Race 12, Group 2 (2 of 2)**

	<i>Nr</i>	<i>Name</i>	<i>Abr</i>	<i>Nat</i>	Time	Pnts	>>
1	36	Paul CONNAGHTON	ALD	---	2:16.650		
2	97	Margaret SUKIENNIK	NOT	---	2:19.420		
3	266	John ILLES	MOH	---	2:36.980		
4	298	Julia BRANAGAN	ALD	---	2:42.080		

**Race 13, Group 1 (1 of 2)**

	<i>Nr</i>	<i>Name</i>	<i>Abr</i>	<i>Nat</i>	Time	Pnts	>>
1	89	Peter ARMSTRONG	ALD	---	1:44.220		
2	242	Peter CARR	ALD	---	1:44.900		
3	17	Alan DOBBIE	FVY	---	1:46.910		
4	297	Nigel WINSTANLEY	SHF	---	1:55.610		

**Race 14, Group 1 (2 of 2)**

	<i>Nr</i>	<i>Name</i>	<i>Abr</i>	<i>Nat</i>	Time	Pnts	>>
1	25	Robert MITCHELL	MOH	---	1:47.880		
2	165	Steve HUMBER	MOH	---	1:48.790		
3	33	Keith WRIGHT	SHF	---	1:53.870		
4	288	Anton CARTER	ALD	---	1:55.880		

**Final 500 metres PeeWee2 Girls**
**Race 15, Group 1 (1 of 1)**

	<i>Nr</i>	<i>Name</i>	<i>Abr</i>	<i>Nat</i>	Time	Pnts	>>
1	<b>299</b>	<b>Violet CLAREY</b>	<b>NOT</b>	---	<b>1:01.102</b>	<b>34</b>	
2	<b>260</b>	<b>Savi GRAY-BUFFEY</b>	<b>SHF</b>	---	<b>1:04.810</b>	<b>21</b>	
3	<b>258</b>	<b>Grace FENTON</b>	<b>MOH</b>	---	<b>1:08.692</b>	<b>13</b>	
4	<b>155</b>	<b>Isabelle CORNEY</b>	<b>ALD</b>	---	<b>1:10.050</b>	<b>8</b>	
5	<b>232</b>	<b>Isla O'HARA</b>	<b>ALT</b>	---	<b>1:13.774</b>	<b>5</b>	

**Final 500 metres PeeWee2 Boys**
**Race 16, Group 2 (1 of 1)**

	<i>Nr</i>	<i>Name</i>	<i>Abr</i>	<i>Nat</i>	Time	Pnts	>>
1	<b>267</b>	<b>Dante DALILI</b>	<b>ALD</b>	---	<b>1:03.678</b>	<b>5</b>	
2	<b>278</b>	<b>Brandon MARVELL</b>	<b>BFD</b>	---	<b>1:10.499</b>	<b>3</b>	
3	<b>233</b>	<b>Daniel TROWBRIDGE</b>	<b>ALD</b>	---	<b>1:11.237</b>	<b>2</b>	
4	<b>231</b>	<b>Oliver GOTTS</b>	<b>ALT</b>	---	<b>1:16.929</b>	<b>1</b>	
5	<b>261</b>	<b>Cohen GREY-BUFFEY</b>	<b>SHF</b>	---	<b>1:17.251</b>		

**Race 17, Group 1 (1 of 1)**

	<i>Nr</i>	<i>Name</i>	<i>Abr</i>	<i>Nat</i>	Time	Pnts	>>
1	<b>84</b>	<b>Charley ALDEN</b>	<b>NOT</b>	---	<b>1:02.138</b>	<b>34</b>	
2	<b>259</b>	<b>Ethan SMITH</b>	<b>MOH</b>	---	<b>1:02.286</b>	<b>21</b>	
3	<b>65</b>	<b>Jack WEEDON</b>	<b>ALD</b>	---	<b>1:03.122</b>	<b>13</b>	
nf	<b>129</b>	<b>Albie BARLOW</b>	<b>ALD</b>	---	--	<b>5</b>	<b>dnf</b>

**Final 777 metres PeeWee Girls**
**Race 18, Group 1 (1 of 1)**

	<i>Nr</i>	<i>Name</i>	<i>Abr</i>	<i>Nat</i>	Time	Pnts	>>
1	<b>275</b>	<b>Alexandra SNOWDON</b>	<b>ALD</b>	---	<b>1:28.623</b>	<b>34</b>	
2	<b>161</b>	<b>Emma GRAYSON</b>	<b>NOT</b>	---	<b>1:30.807</b>	<b>21</b>	
3	<b>277</b>	<b>Morag STEWART</b>	<b>FVY</b>	---	<b>1:30.833</b>	<b>13</b>	
4	<b>262</b>	<b>Lucie MCKEE</b>	<b>NOT</b>	---	<b>1:43.251</b>	<b>8</b>	

**Final 777 metres PeeWee Boys (...)**
**Race 19, Group 2 (1 of 1)**

	<i>Nr</i>	<i>Name</i>	<i>Abr</i>	<i>Nat</i>	<i>Time</i>	<i>Pnts</i>	
1	37	Willem MURRAY	NOT	---	1:32.248	5	>>
2	79	Elliot BAKER	NOT	---	1:34.630	3	
3	243	George ELLIS	BFD	---	1:37.706	2	
4	293	Oliver SHERARD BORSHIN	ALT	---	1:53.340	1	
5	263	Sam GARDENER	SHF	---	1:54.858		

**Race 20, Group 1 (1 of 1)**

	<i>Nr</i>	<i>Name</i>	<i>Abr</i>	<i>Nat</i>	<i>Time</i>	<i>Pnts</i>	
1	41	Freddie POLAK	NOT	---	1:23.397	34	>>
2	107	Arty CLAREY	NOT	---	1:23.537	21	
3	109	Noah GLYNN	MOH	---	1:30.183	13	
4	159	Joseph ARMSTRONG	ALD	---	1:53.693	8	

**Final 1000 metres Juvenile Girls**
**Race 21, Group 1 (1 of 1)**

	<i>Nr</i>	<i>Name</i>	<i>Abr</i>	<i>Nat</i>	<i>Time</i>	<i>Pnts</i>	
1	70	Chloe CAMERON	AYR	---	1:52.790	34	>>
2	69	Helena LATHWELL-WATTS	ALT	---	1:53.366	21	
3	101	Philippa DRAPER	ALD	---	1:53.824	13	
4	133	Tanisha TILEKA	MOH	---	2:05.452	8	

**Final 1000 metres Juvenile Boys**
**Race 22, Group 1 (1 of 1)**

	<i>Nr</i>	<i>Name</i>	<i>Abr</i>	<i>Nat</i>	<i>Time</i>	<i>Pnts</i>	
1	290	Theo COLLINS	ALD	---	1:39.448	34	>>
2	139	Isaac RAIZADA	NOT	---	1:41.868	21	
3	265	Adam HILL JNR	MOH	---	1:42.468	13	
4	287	German SHMAYGER	ALD	---	1:45.686	8	
5	248	Sam LLOYD	NOT	---	1:50.572	5	
6	87	Ollie ROWE	ALD	---	1:54.136	3	
7	114	Charlie CAMPION	NOT	---	1:54.430	2	

**Final 1000 metres Masters**
**Race 23, Group 4 (1 of 1)**

	<i>Nr</i>	<i>Name</i>	<i>Abr</i>	<i>Nat</i>	<i>Time</i>	<i>Pnts</i>	
1	123	Peter CARTER	ALD	---	2:12.376		>>
2	273	Doug FISHER	ALD	---	2:14.918		
3	298	Julia BRANAGAN	ALD	---	2:28.996		
4	266	John ILLES	MOH	---	2:32.816		
5	244	Alistair GREGORY	NOT	---	2:38.382		

**Race 24, Group 3 (1 of 1)**

	<i>Nr</i>	<i>Name</i>	<i>Abr</i>	<i>Nat</i>	<i>Time</i>	<i>Pnts</i>	
1	162	Adam HILL	MOH	---	2:02.376		>>
2	36	Paul CONNAGHTON	ALD	---	2:14.098		
3	50	Roy SHAVE	ALD	---	2:20.010		
p	97	Margaret SUKIENNIK	NOT	---	--		penalty

**Race 25, Group 2 (1 of 1)**

	<i>Nr</i>	<i>Name</i>	<i>Abr</i>	<i>Nat</i>	<i>Time</i>	<i>Pnts</i>	
1	17	Alan DOBBIE	FVY	---	1:49.617	5	>>
2	33	Keith WRIGHT	SHF	---	1:53.107	3	
3	288	Anton CARTER	ALD	---	1:54.301	2	
4	297	Nigel WINSTANLEY	SHF	---	1:54.315	1	

**Race 26, Group 1 (1 of 1)**

	<i>Nr</i>	<i>Name</i>	<i>Abr</i>	<i>Nat</i>	<i>Time</i>	<i>Pnts</i>	
1	25	Robert MITCHELL	MOH	---	1:42.207	34	>>
2	89	Peter ARMSTRONG	ALD	---	1:43.765	21	
3	165	Steve HUMBER	MOH	---	1:44.871	13	
4	242	Peter CARR	ALD	---	1:44.891	8	

**Final 1500 metres Junior Girls**
**Race 27, Group 1 (1 of 1)**

	<i>Nr</i>	<i>Name</i>	<i>Abr</i>	<i>Nat</i>	<i>Time</i>	<i>Pnts</i>	
1	274	Holly HOYLAND	NOT	---	2:43.343	34	>>
2	3	Natalie CRAWFORD	NOT	---	2:48.053	21	
3	252	Tanith TURNER	ALD	---	2:53.149	13	
4	286	Charlotte HAYWARD	MOH	---	3:08.509	8	
5	4	Hannah GRANT	ALT	---	3:15.665	5	
p	255	Olivia WEEDON	ALD	---	--		penalty

**Final 1500 metres Junior Boys (...)**
**Race 28, Group 2 (1 of 1)**

<i>Nr</i>	<i>Name</i>	<i>Abr</i>	<i>Nat</i>	Time	Pnts	>>
1	132 Soloman PREMPEH	ALD	---	2:51.231	2	
2	125 Johanco VELDSMAN	SHF	---	2:51.583	1	
3	146 Isaac HURLEY	NOT	---	2:54.883		
4	251 Tom HARRIS	NOT	---	3:01.315		
5	296 Nicky GAWITH	BFD	---	3:06.641		
p	270 Will ILLES	MOH	---	--		penalty

**Race 29, Group 1 (1 of 1)**

<i>Nr</i>	<i>Name</i>	<i>Abr</i>	<i>Nat</i>	Time	Pnts	>>
1	250 Niall TREACY	MOH	---	2:24.582	34	
2	59 Peter RICHES	ALD	---	2:25.038	21	
3	240 Westley YATES	MOH	---	2:31.670	13	
4	49 Kyle ROSS-WADDELL	NOT	---	2:34.274	8	
5	15 Matt GARDNER	SHF	---	2:37.840	5	
6	135 Bradley WILLS	SHF	---	2:57.296	3	

**Final 1500 metres Senior Ladies**
**Race 30, Group 1 (1 of 1)**

<i>Nr</i>	<i>Name</i>	<i>Abr</i>	<i>Nat</i>		Time	Pnts	>>
1	209 Elise CHRISTIE	FVY	---	nt	2:40.076	34	
2	45 Kathryn THOMSON	AYR	---	nt	2:43.864	21	
3	44 Talya KAYE	NOT	---		2:45.824	13	
4	95 Isabelle ROBERTS	NOT	---		2:53.722	8	
5	39 Fern TAYLOR	SHF	---		2:54.190	5	
6	42 Fiona HARRISON	SHF	---		3:00.870	3	
7	174 Rachel WALKER	AYR	---		3:09.744	2	

**Final 1500 metres Senior Men**
**Race 31, Group 1 (1 of 1)**

<i>Nr</i>	<i>Name</i>	<i>Abr</i>	<i>Nat</i>		Time	Pnts	>>
1	212 Ethan TREACY	MOH	---	nt	2:36.353	34	
2	104 Brandon MARSHALL	SHF	---		2:36.819	21	
3	150 Billy SIMMS	MOH	---	nt	2:49.957	13	
4	7 Lloyd DUNCAN	ALD	---		2:52.051	8	
5	147 Alex COLLINS	ALD	---		2:52.377	5	
6	1 Roy WALKER	AYR	---		2:52.869	3	

**Quarter Finals 500 metres Masters**
**Race 32, Group 1 (1 of 4)**

<i>Nr</i>	<i>Name</i>	<i>Abr</i>	<i>Nat</i>	Time	Pnts	>>
1	89 Peter ARMSTRONG	ALD	---	54.426		
2	288 Anton CARTER	ALD	---	57.040		
3	36 Paul CONNAGHTON	ALD	---	1:03.116		
4	298 Julia BRANAGAN	ALD	---	1:16.246		

**Race 33, Group 1 (2 of 4)**

<i>Nr</i>	<i>Name</i>	<i>Abr</i>	<i>Nat</i>	Time	Pnts	>>
1	165 Steve HUMBER	MOH	---	55.106		
2	33 Keith WRIGHT	SHF	---	57.164		
3	50 Roy SHAVE	ALD	---	1:02.544		
4	273 Doug FISHER	ALD	---	1:07.130		

**Race 34, Group 1 (3 of 4)**

<i>Nr</i>	<i>Name</i>	<i>Abr</i>	<i>Nat</i>	Time	Pnts	>>
1	25 Robert MITCHELL	MOH	---	51.701		
2	297 Nigel WINSTANLEY	SHF	---	53.973		
3	162 Adam HILL	MOH	---	58.343		
4	244 Alistair GREGORY	NOT	---	1:07.833		
5	266 John ILLES	MOH	---	1:12.509		

**Race 35, Group 1 (4 of 4)**

<i>Nr</i>	<i>Name</i>	<i>Abr</i>	<i>Nat</i>	Time	Pnts	>>
1	242 Peter CARR	ALD	---	52.117		
2	17 Alan DOBBIE	FVY	---	53.535		
3	97 Margaret SUKIENNIK	NOT	---	1:04.403		
4	123 Peter CARTER	ALD	---	1:04.717		

**Quarter Finals 500 metres Junior Boys (...)**
**Race 36, Group 1 (1 of 3)**

	<i>Nr</i>	<i>Name</i>	<i>Abr</i>	<i>Nat</i>	Time	Pnts	>>
1	59	Peter RICHES	ALD	---	47.515		
2	125	Johanco VELDSMAN	SHF	---	48.759		
3	15	Matt GARDNER	SHF	---	48.919		
4	296	Nicky GAWITH	BFD	---	55.477		

**Race 37, Group 1 (2 of 3)**

	<i>Nr</i>	<i>Name</i>	<i>Abr</i>	<i>Nat</i>	Time	Pnts	>>
1	49	Kyle ROSS-WADDELL	NOT	---	46.669		
2	240	Westley YATES	MOH	---	46.723		
3	146	Isaac HURLEY	NOT	---	51.213		
4	251	Tom HARRIS	NOT	---	54.153		

**Race 38, Group 1 (3 of 3)**

	<i>Nr</i>	<i>Name</i>	<i>Abr</i>	<i>Nat</i>	Time	Pnts	>>
1	132	Soloman PREMPEH	ALD	---	47.705		
2	135	Bradley WILLS	SHF	---	48.039		
3	250	Niall TREACY	MOH	---	53.691		
4	270	Will ILLES	MOH	---	1:01.063		

**Semi Final 222 metres PeeWee2 Boys**
**Race 39, Group 1 (1 of 2)**

	<i>Nr</i>	<i>Name</i>	<i>Abr</i>	<i>Nat</i>	Time	Pnts	>>
1	259	Ethan SMITH	MOH	---	28.134		
2	65	Jack WEEDON	ALD	---	28.484		
3	233	Daniel TROWBRIDGE	ALD	---	31.532		
4	278	Brandon MARVELL	BFD	---	31.856		

**Race 40, Group 1 (2 of 2)**

	<i>Nr</i>	<i>Name</i>	<i>Abr</i>	<i>Nat</i>	Time	Pnts	>>
1	129	Albie BARLOW	ALD	---	27.929		
2	84	Charley ALDEN	NOT	---	28.713		
3	231	Oliver GOTTS	ALT	---	30.767		
4	261	Cohen GREY-BUFFEY	SHF	---	31.455		
p	267	Dante DALILI	ALD	---	--		penalty

**Semi Final 333 metres PeeWee Boys**
**Race 41, Group 1 (1 of 2)**

	<i>Nr</i>	<i>Name</i>	<i>Abr</i>	<i>Nat</i>	Time	Pnts	>>
1	107	Arty CLAREY	NOT	---	37.242		
2	109	Noah GLYNN	MOH	---	38.704		
3	79	Elliot BAKER	NOT	---	40.054		
4	243	George ELLIS	BFD	---	41.224		

**Race 42, Group 1 (2 of 2)**

	<i>Nr</i>	<i>Name</i>	<i>Abr</i>	<i>Nat</i>	Time	Pnts	>>
1	41	Freddie POLAK	NOT	---	36.654		
2	37	Willem MURRAY	NOT	---	36.858		
3	159	Joseph ARMSTRONG	ALD	---	37.950		
4	263	Sam GARDENER	SHF	---	49.824		
5	293	Oliver SHERARD BORSHIN	ALT	---	50.206		

**Semi Final 500 metres Juvenile Boys**
**Race 43, Group 1 (1 of 2)**

	<i>Nr</i>	<i>Name</i>	<i>Abr</i>	<i>Nat</i>	Time	Pnts	>>
1	290	Theo COLLINS	ALD	---	47.019		
2	287	German SHMAYGER	ALD	---	52.089		
3	248	Sam LLOYD	NOT	---	53.058		

**Race 44, Group 1 (2 of 2)**

	<i>Nr</i>	<i>Name</i>	<i>Abr</i>	<i>Nat</i>	Time	Pnts	>>
1	87	Ollie ROWE	ALD	---	46.988		
2	139	Isaac RAIZADA	NOT	---	47.094		
3	265	Adam HILL JNR	MOH	---	49.734		
4	114	Charlie CAMPION	NOT	---	56.602		

**Semi Final 500 metres Masters**
**Race 45, Group 2 (1 of 2)**

	<i>Nr</i>	<i>Name</i>	<i>Abr</i>	<i>Nat</i>	Time	Pnts	>>
1	50	Roy SHAVE	ALD	---	1:00.651		
2	36	Paul CONNAGHTON	ALD	---	1:02.627		
3	273	Doug FISHER	ALD	---	1:06.197		
nf	244	Alistair GREGORY	NOT	---	--		dnf



**Semi Final 500 metres Masters (...)**
**Race 46, Group 2 (2 of 2)**

	<i>Nr</i>	<i>Name</i>	<i>Abr</i>	<i>Nat</i>	Time	Pnts	>>
1	162	Adam HILL	MOH	---	59.562		
2	123	Peter CARTER	ALD	---	1:03.600		
3	97	Margaret SUKIENNIK	NOT	---	1:04.166		
4	266	John ILLES	MOH	---	1:13.838		
5	298	Julia BRANAGAN	ALD	---	1:14.288		

**Race 47, Group 1 (1 of 2)**

	<i>Nr</i>	<i>Name</i>	<i>Abr</i>	<i>Nat</i>	Time	Pnts	>>
1	25	Robert MITCHELL	MOH	---	50.519		
2	165	Steve HUMBER	MOH	---	52.511		
<i>p</i>	17	Alan DOBBIE	FVY	---	--		penalty
<i>p</i>	33	Keith WRIGHT	SHF	---	--		penalty

**Race 48, Group 1 (2 of 2)**

	<i>Nr</i>	<i>Name</i>	<i>Abr</i>	<i>Nat</i>	Time	Pnts	>>
1	89	Peter ARMSTRONG	ALD	---	50.808		
2	242	Peter CARR	ALD	---	50.910		
3	297	Nigel WINSTANLEY	SHF	---	54.324		
4	288	Anton CARTER	ALD	---	56.626		

**Semi Final 500 metres Junior Girls**
**Race 49, Group 1 (1 of 2)**

	<i>Nr</i>	<i>Name</i>	<i>Abr</i>	<i>Nat</i>	Time	Pnts	>>
1	274	Holly HOYLAND	NOT	---	48.203		
2	286	Charlotte HAYWARD	MOH	---	56.945		
3	4	Hannah GRANT	ALT	---	1:12.003		

**Race 50, Group 1 (2 of 2)**

	<i>Nr</i>	<i>Name</i>	<i>Abr</i>	<i>Nat</i>	Time	Pnts	>>
1	255	Olivia WEEDON	ALD	---	50.557		
2	3	Natalie CRAWFORD	NOT	---	1:09.435		
<i>p</i>	252	Tanith TURNER	ALD	---	--		penalty

**Semi Final 500 metres Junior Boys**
**Race 51, Group 1 (1 of 2)**

	<i>Nr</i>	<i>Name</i>	<i>Abr</i>	<i>Nat</i>	Time	Pnts	>>
1	59	Peter RICHES	ALD	---	45.073		
2	132	Soloman PREMPEH	ALD	---	45.098		
3	125	Johanco VELDSMAN	SHF	---	48.048		
4	15	Matt GARDNER	SHF	---	--		

**Race 52, Group 1 (2 of 2)**

	<i>Nr</i>	<i>Name</i>	<i>Abr</i>	<i>Nat</i>	Time	Pnts	>>
1	49	Kyle ROSS-WADDELL	NOT	---	45.956		
2	240	Westley YATES	MOH	---	46.146		
3	135	Bradley WILLS	SHF	---	47.096		
4	146	Isaac HURLEY	NOT	---	51.044		

**Semi Final 500 metres Senior Ladies**
**Race 53, Group 1 (1 of 2)**

	<i>Nr</i>	<i>Name</i>	<i>Abr</i>	<i>Nat</i>	Time	Pnts	>>
1	45	Kathryn THOMSON	AYR	---	49.344		
2	44	Talya KAYE	NOT	---	51.032		
3	42	Fiona HARRISON	SHF	---	58.278		
4	174	Rachel WALKER	AYR	---	58.450		

**Race 54, Group 1 (2 of 2)**

	<i>Nr</i>	<i>Name</i>	<i>Abr</i>	<i>Nat</i>	Time	Pnts	>>
1	209	Elise CHRISTIE	FVY	---	46.770		
2	95	Isabelle ROBERTS	NOT	---	49.482		
3	39	Fern TAYLOR	SHF	---	53.482		

**Semi Final 500 metres Senior Men**
**Race 55, Group 1 (1 of 2)**

	<i>Nr</i>	<i>Name</i>	<i>Abr</i>	<i>Nat</i>	Time	Pnts	>>
1	150	Billy SIMMS	MOH	---	45.295		
2	104	Brandon MARSHALL	SHF	---	47.405		
3	1	Roy WALKER	AYR	---	52.463		

**Semi Final 500 metres Senior Men (...)**

Race 56, Group 1 (2 of 2)

	<i>Nr</i>	<i>Name</i>	<i>Abr</i>	<i>Nat</i>		Time	Pnts	>>
1	212	Ethan TREACY	MOH	---	nt	45.609		
2	7	Lloyd DUNCAN	ALD	---		50.458		
3	147	Alex COLLINS	ALD	---		53.258		

**Final 222 metres PeeWee2 Girls**

Race 57, Group 1 (1 of 1)

	<i>Nr</i>	<i>Name</i>	<i>Abr</i>	<i>Nat</i>		Time	Pnts	>>
1	299	Violet CLAREY	NOT	---		27.587	34	
2	232	Isla O'HARA	ALT	---		30.469	21	
3	258	Grace FENTON	MOH	---		30.791	13	
4	260	Savi GRAY-BUFFEY	SHF	---		30.883	8	
5	155	Isabelle CORNEY	ALD	---		30.909	5	

**Final 222 metres PeeWee2 Boys**

Race 58, Group 2 (1 of 1)

	<i>Nr</i>	<i>Name</i>	<i>Abr</i>	<i>Nat</i>		Time	Pnts	>>
1	267	Dante DALILI	ALD	---		29.401	5	
2	231	Oliver GOTTS	ALT	---		31.551	3	
3	233	Daniel TROWBRIDGE	ALD	---		31.923	2	
4	278	Brandon MARVELL	BFD	---		32.217	1	
5	261	Cohen GREY-BUFFEY	SHF	---		32.579		

Race 59, Group 1 (1 of 1)

	<i>Nr</i>	<i>Name</i>	<i>Abr</i>	<i>Nat</i>		Time	Pnts	>>
1	129	Albie BARLOW	ALD	---		27.535	34	
2	259	Ethan SMITH	MOH	---		27.747	21	
3	84	Charley ALDEN	NOT	---		28.435	13	
4	65	Jack WEEDON	ALD	---		28.957	8	

**Final 333 metres PeeWee Girls**

Race 60, Group 1 (1 of 1)

	<i>Nr</i>	<i>Name</i>	<i>Abr</i>	<i>Nat</i>		Time	Pnts	>>
1	275	Alexandra SNOWDON	ALD	---		36.607	34	
2	161	Emma GRAYSON	NOT	---		38.955	21	
3	262	Lucie MCKEE	NOT	---		43.315	13	
4	277	Morag STEWART	FVY	---		45.337	8	

**Final 333 metres PeeWee Boys**

Race 61, Group 2 (1 of 1)

	<i>Nr</i>	<i>Name</i>	<i>Abr</i>	<i>Nat</i>		Time	Pnts	>>
1	159	Joseph ARMSTRONG	ALD	---		38.406	5	
2	243	George ELLIS	BFD	---		40.258	3	
3	79	Elliot BAKER	NOT	---		40.338	2	
4	263	Sam GARDENER	SHF	---		47.170	1	
5	293	Oliver SHERARD BORSHIN	ALT	---		47.336		

Race 62, Group 1 (1 of 1)

	<i>Nr</i>	<i>Name</i>	<i>Abr</i>	<i>Nat</i>		Time	Pnts	>>
1	41	Freddie POLAK	NOT	---		34.838	34	
2	107	Arty CLAREY	NOT	---		34.878	21	
3	37	Willem MURRAY	NOT	---		37.288	13	
4	109	Noah GLYNN	MOH	---		38.404	8	

**Final 500 metres Juvenile Girls**

Race 63, Group 1 (1 of 1)

	<i>Nr</i>	<i>Name</i>	<i>Abr</i>	<i>Nat</i>		Time	Pnts	>>
1	70	Chloe CAMERON	AYR	---		54.403	34	
2	101	Philippa DRAPER	ALD	---		54.557	21	
3	69	Helena LATHWELL-WATTS	ALT	---		55.491	13	
4	133	Tanisha TILEKA	MOH	---		58.753	8	

**Final 500 metres Juvenile Boys**

Race 64, Group 2 (1 of 1)

	<i>Nr</i>	<i>Name</i>	<i>Abr</i>	<i>Nat</i>		Time	Pnts	>>
1	265	Adam HILL JNR	MOH	---		50.494	5	
2	248	Sam LLOYD	NOT	---		53.996	3	
3	114	Charlie CAMPION	NOT	---		55.140	2	

**Final 500 metres Juvenile Boys (...)**
**Race 65, Group 1 (1 of 1)**

<i>Nr</i>	<i>Name</i>	<i>Abr</i>	<i>Nat</i>	<i>Time</i>	<i>Pnts</i>	>>
<b>1</b>	<b>290 Theo COLLINS</b>	<b>ALD</b>	<b>---</b>	<b>45.985</b>	<b>34</b>	
<b>2</b>	<b>87 Ollie ROWE</b>	<b>ALD</b>	<b>---</b>	<b>46.423</b>	<b>21</b>	
<b>3</b>	<b>139 Isaac RAIZADA</b>	<b>NOT</b>	<b>---</b>	<b>50.359</b>	<b>13</b>	
<b>4</b>	<b>287 German SHMAYGER</b>	<b>ALD</b>	<b>---</b>	<b>51.985</b>	<b>8</b>	

**Final 500 metres Masters**
**Race 66, Group 4 (1 of 1)**

<i>Nr</i>	<i>Name</i>	<i>Abr</i>	<i>Nat</i>	<i>Time</i>	<i>Pnts</i>	>>
<b>1</b>	<b>273 Doug FISHER</b>	<b>ALD</b>	<b>---</b>	<b>1:04.552</b>		
<b>2</b>	<b>97 Margaret SUKIENNIK</b>	<b>NOT</b>	<b>---</b>	<b>1:13.352</b>		
<b>3</b>	<b>266 John ILLES</b>	<b>MOH</b>	<b>---</b>	<b>1:13.414</b>		
<b>4</b>	<b>298 Julia BRANAGAN</b>	<b>ALD</b>	<b>---</b>	<b>1:14.672</b>		
<b>5</b>	<b>244 Alistair GREGORY</b>	<b>NOT</b>	<b>---</b>	<b>1:16.960</b>		

**Race 67, Group 3 (1 of 1)**

<i>Nr</i>	<i>Name</i>	<i>Abr</i>	<i>Nat</i>	<i>Time</i>	<i>Pnts</i>	>>
<b>1</b>	<b>162 Adam HILL</b>	<b>MOH</b>	<b>---</b>	<b>58.629</b>		
<b>2</b>	<b>50 Roy SHAVE</b>	<b>ALD</b>	<b>---</b>	<b>58.845</b>		
<b>3</b>	<b>36 Paul CONNAGHTON</b>	<b>ALD</b>	<b>---</b>	<b>1:02.559</b>		
<b>4</b>	<b>123 Peter CARTER</b>	<b>ALD</b>	<b>---</b>	<b>1:05.757</b>		

**Race 68, Group 2 (1 of 1)**

<i>Nr</i>	<i>Name</i>	<i>Abr</i>	<i>Nat</i>	<i>Time</i>	<i>Pnts</i>	>>
<b>1</b>	<b>33 Keith WRIGHT</b>	<b>SHF</b>	<b>---</b>	<b>53.558</b>	<b>5</b>	
<b>2</b>	<b>17 Alan DOBBIE</b>	<b>FVY</b>	<b>---</b>	<b>53.652</b>	<b>3</b>	
<b>3</b>	<b>297 Nigel WINSTANLEY</b>	<b>SHF</b>	<b>---</b>	<b>53.874</b>	<b>2</b>	
<b>4</b>	<b>288 Anton CARTER</b>	<b>ALD</b>	<b>---</b>	<b>56.576</b>	<b>1</b>	

**Race 69, Group 1 (1 of 1)**

<i>Nr</i>	<i>Name</i>	<i>Abr</i>	<i>Nat</i>	<i>Time</i>	<i>Pnts</i>	>>
<b>1</b>	<b>25 Robert MITCHELL</b>	<b>MOH</b>	<b>---</b>	<b>48.679</b>	<b>34</b>	
<b>2</b>	<b>89 Peter ARMSTRONG</b>	<b>ALD</b>	<b>---</b>	<b>49.491</b>	<b>21</b>	
<b>3</b>	<b>165 Steve HUMBER</b>	<b>MOH</b>	<b>---</b>	<b>51.611</b>	<b>13</b>	
<b>4</b>	<b>242 Peter CARR</b>	<b>ALD</b>	<b>---</b>	<b>52.191</b>	<b>8</b>	

**Final 500 metres Junior Girls**
**Race 70, Group 2 (1 of 1)**

<i>Nr</i>	<i>Name</i>	<i>Abr</i>	<i>Nat</i>	<i>Time</i>	<i>Pnts</i>	>>
<b>1</b>	<b>252 Tanith TURNER</b>	<b>ALD</b>	<b>---</b>	<b>54.092</b>	<b>5</b>	
<b>2</b>	<b>4 Hannah GRANT</b>	<b>ALT</b>	<b>---</b>	<b>1:00.038</b>	<b>3</b>	

**Race 71, Group 1 (1 of 1)**

<i>Nr</i>	<i>Name</i>	<i>Abr</i>	<i>Nat</i>	<i>Time</i>	<i>Pnts</i>	>>
<b>1</b>	<b>274 Holly HOYLAND</b>	<b>NOT</b>	<b>---</b>	<b>47.853</b>	<b>34</b>	
<b>2</b>	<b>286 Charlotte HAYWARD</b>	<b>MOH</b>	<b>---</b>	<b>48.847</b>	<b>21</b>	
<b>3</b>	<b>255 Olivia WEEDON</b>	<b>ALD</b>	<b>---</b>	<b>50.003</b>	<b>13</b>	
<b>4</b>	<b>3 Natalie CRAWFORD</b>	<b>NOT</b>	<b>---</b>	<b>53.975</b>	<b>8</b>	

**Final 500 metres Junior Boys**
**Race 72, Group 3 (1 of 1)**

<i>Nr</i>	<i>Name</i>	<i>Abr</i>	<i>Nat</i>	<i>Time</i>	<i>Pnts</i>	>>
<b>1</b>	<b>250 Niall TREACY</b>	<b>MOH</b>	<b>---</b>	<b>46.391</b>		
<b>2</b>	<b>251 Tom HARRIS</b>	<b>NOT</b>	<b>---</b>	<b>54.755</b>		
<b>3</b>	<b>270 Will ILLES</b>	<b>MOH</b>	<b>---</b>	<b>1:00.677</b>		
<b>4</b>	<b>296 Nicky GAWITH</b>	<b>BFD</b>	<b>---</b>	<b>1:10.064</b>		

**Race 73, Group 2 (1 of 1)**

<i>Nr</i>	<i>Name</i>	<i>Abr</i>	<i>Nat</i>	<i>Time</i>	<i>Pnts</i>	>>
<b>1</b>	<b>135 Bradley WILLS</b>	<b>SHF</b>	<b>---</b>	<b>48.001</b>	<b>5</b>	
<b>2</b>	<b>125 Johanco VELDSMAN</b>	<b>SHF</b>	<b>---</b>	<b>48.097</b>	<b>3</b>	
<b>3</b>	<b>15 Matt GARDNER</b>	<b>SHF</b>	<b>---</b>	<b>49.261</b>	<b>2</b>	
<b>4</b>	<b>146 Isaac HURLEY</b>	<b>NOT</b>	<b>---</b>	<b>50.703</b>	<b>1</b>	

**Race 74, Group 1 (1 of 1)**

<i>Nr</i>	<i>Name</i>	<i>Abr</i>	<i>Nat</i>	<i>Time</i>	<i>Pnts</i>	>>
<b>1</b>	<b>59 Peter RICHES</b>	<b>ALD</b>	<b>---</b>	<b>44.138</b>	<b>34</b>	
<b>2</b>	<b>49 Kyle ROSS-WADDELL</b>	<b>NOT</b>	<b>---</b>	<b>44.744</b>	<b>21</b>	
<b>3</b>	<b>132 Soloman PREMPEH</b>	<b>ALD</b>	<b>---</b>	<b>44.940</b>	<b>13</b>	
<b>4</b>	<b>240 Westley YATES</b>	<b>MOH</b>	<b>---</b>	<b>45.374</b>	<b>8</b>	

**Final 500 metres Senior Ladies (...)**
**Race 75, Group 2 (1 of 1)**

	<i>Nr</i>	<i>Name</i>	<i>Abr</i>	<i>Nat</i>	Time	Pnts	>>
1	39	Fern TAYLOR	SHF	---	53.770	5	
2	42	Fiona HARRISON	SHF	---	56.186	3	
3	174	Rachel WALKER	AYR	---	57.642	2	

**Race 76, Group 1 (1 of 1)**

	<i>Nr</i>	<i>Name</i>	<i>Abr</i>	<i>Nat</i>	Time	Pnts	>>
1	209	Elise CHRISTIE	FVY	---	45.732	34	nt
2	45	Kathryn THOMSON	AYR	---	47.020	21	nt
3	95	Isabelle ROBERTS	NOT	---	49.072	13	
4	44	Talya KAYE	NOT	---	49.370	8	

**Final 500 metres Senior Men**
**Race 77, Group 2 (1 of 1)**

	<i>Nr</i>	<i>Name</i>	<i>Abr</i>	<i>Nat</i>	Time	Pnts	>>
1	147	Alex COLLINS	ALD	---	51.901	5	
2	1	Roy WALKER	AYR	---	53.281	3	

**Race 78, Group 1 (1 of 1)**

	<i>Nr</i>	<i>Name</i>	<i>Abr</i>	<i>Nat</i>	Time	Pnts	>>
1	212	Ethan TREACY	MOH	---	43.934	34	nt
2	150	Billy SIMMS	MOH	---	44.900	21	nt
3	104	Brandon MARSHALL	SHF	---	48.370	13	
4	7	Lloyd DUNCAN	ALD	---	50.060	8	

**Semi Final 3000 m Relay Relay**
**Race 79, Group 1 (1 of 3)**

	<i>Nr</i>	<i>Name</i>	<i>Abr</i>	<i>Nat</i>	Time	Pnts	>>
1	9	Mohawks A	MOHA	GBR	4:47.158		
2	10	Mohawks B	MOHB	GBR	4:47.728		
<i>p</i>	7	Aldwych C	ALDC	GBR	--		penalty

**Race 80, Group 1 (2 of 3)**

	<i>Nr</i>	<i>Name</i>	<i>Abr</i>	<i>Nat</i>	Time	Pnts	>>
1	5	Aldwych A	ALDA	GBR	4:46.379		
2	6	Aldwych B	ALDB	GBR	4:54.845		adv
3	4	Nottingham B	NOTB	GBR	5:07.623		

**Race 81, Group 1 (3 of 3)**

	<i>Nr</i>	<i>Name</i>	<i>Abr</i>	<i>Nat</i>	Time	Pnts	>>
1	3	Nottingham A	NOTA	GBR	4:44.960		
2	1	Sheffield A	SHFA	GBR	4:50.180		
3	2	Sheffield B	SHFB	GBR	5:18.212		
<i>nf</i>	8	Aldwych D	ALDD	GBR	--		dnf

**Quarter Finals 777 metres Masters**
**Race 82, Group 1 (1 of 4)**

	<i>Nr</i>	<i>Name</i>	<i>Abr</i>	<i>Nat</i>	Time	Pnts	>>
1	89	Peter ARMSTRONG	ALD	---	1:28.629		
2	288	Anton CARTER	ALD	---	1:32.203		
3	50	Roy SHAVE	ALD	---	1:40.951		
4	298	Julia BRANAGAN	ALD	---	1:56.725		

**Race 83, Group 1 (2 of 4)**

	<i>Nr</i>	<i>Name</i>	<i>Abr</i>	<i>Nat</i>	Time	Pnts	>>
1	242	Peter CARR	ALD	---	1:24.490		
2	17	Alan DOBBIE	FVY	---	1:24.876		
3	97	Margaret SUKIENNIK	NOT	---	1:44.094		
4	123	Peter CARTER	ALD	---	1:44.130		

**Race 84, Group 1 (3 of 4)**

	<i>Nr</i>	<i>Name</i>	<i>Abr</i>	<i>Nat</i>	Time	Pnts	>>
1	25	Robert MITCHELL	MOH	---	1:28.779		
2	297	Nigel WINSTANLEY	SHF	---	1:31.111		
3	162	Adam HILL	MOH	---	1:35.889		
4	244	Alistair GREGORY	NOT	---	1:46.010		
5	266	John ILLES	MOH	---	2:00.057		

**Race 85, Group 1 (4 of 4)**

	<i>Nr</i>	<i>Name</i>	<i>Abr</i>	<i>Nat</i>	Time	Pnts	>>
1	165	Steve HUMBER	MOH	---	1:28.740		
2	33	Keith WRIGHT	SHF	---	1:29.966		
3	36	Paul CONNAGHTON	ALD	---	1:47.378		
4	273	Doug FISHER	ALD	---	1:52.642		

**Quarter Finals 1000 metres Junior Boys (...)**
**Race 86, Group 1 (1 of 3)**

	<i>Nr</i>	<i>Name</i>	<i>Abr</i>	<i>Nat</i>	<i>Time</i>	<i>Pnts</i>	>>
1	59	Peter RICHES	ALD	---	1:43.202		
2	15	Matt GARDNER	SHF	---	1:43.770		
3	296	Nicky GAWITH	BFD	---	2:01.010		
4	135	Bradley WILLS	SHF	---	2:03.652		

**Race 87, Group 1 (2 of 3)**

	<i>Nr</i>	<i>Name</i>	<i>Abr</i>	<i>Nat</i>	<i>Time</i>	<i>Pnts</i>	>>
1	250	Niall TREACY	MOH	---	1:48.453		
2	132	Soloman PREMPEH	ALD	---	1:49.189		
3	125	Johanco VELDSMAN	SHF	---	1:53.055		
4	270	Will ILLES	MOH	---	2:09.433		

**Race 88, Group 1 (3 of 3)**

	<i>Nr</i>	<i>Name</i>	<i>Abr</i>	<i>Nat</i>	<i>Time</i>	<i>Pnts</i>	>>
1	240	Westley YATES	MOH	---	1:47.835		
2	146	Isaac HURLEY	NOT	---	1:48.841		
3	49	Kyle ROSS-WADDELL	NOT	---	1:49.221		
4	251	Tom HARRIS	NOT	---	1:54.221		

**Semi Final 333 metres PeeWee2 Boys**
**Race 89, Group 1 (1 of 2)**

	<i>Nr</i>	<i>Name</i>	<i>Abr</i>	<i>Nat</i>	<i>Time</i>	<i>Pnts</i>	>>
1	129	Albie BARLOW	ALD	---	41.214		
2	259	Ethan SMITH	MOH	---	41.670		
3	231	Oliver GOTTS	ALT	---	43.854		
4	278	Brandon MARVELL	BFD	---	47.216		

**Race 90, Group 1 (2 of 2)**

	<i>Nr</i>	<i>Name</i>	<i>Abr</i>	<i>Nat</i>	<i>Time</i>	<i>Pnts</i>	>>
1	84	Charley ALDEN	NOT	---	41.537		
2	267	Dante DALILI	ALD	---	41.773		
3	65	Jack WEEDON	ALD	---	41.847		
4	261	Cohen GREY-BUFFEY	SHF	---	52.395		
5	233	Daniel TROWBRIDGE	ALD	---	56.861		

**Semi Final 500 metres PeeWee Boys**
**Race 91, Group 1 (1 of 2)**

	<i>Nr</i>	<i>Name</i>	<i>Abr</i>	<i>Nat</i>	<i>Time</i>	<i>Pnts</i>	>>
1	107	Arty CLAREY	NOT	---	53.016		
2	109	Noah GLYNN	MOH	---	56.490		
3	79	Elliot BAKER	NOT	---	59.496		
4	243	George ELLIS	BFD	---	59.908		

**Race 92, Group 1 (2 of 2)**

	<i>Nr</i>	<i>Name</i>	<i>Abr</i>	<i>Nat</i>	<i>Time</i>	<i>Pnts</i>	>>
1	41	Freddie POLAK	NOT	---	53.988		
2	159	Joseph ARMSTRONG	ALD	---	55.826		
3	293	Oliver SHERARD BORSHIN	ALT	---	1:11.044		
4	263	Sam GARDENER	SHF	---	1:11.842		
ns	37	Willem MURRAY	NOT	---	--		dns

**Semi Final 777 metres Juvenile Boys**
**Race 93, Group 1 (1 of 2)**

	<i>Nr</i>	<i>Name</i>	<i>Abr</i>	<i>Nat</i>	<i>Time</i>	<i>Pnts</i>	>>
1	87	Ollie ROWE	ALD	---	1:14.136		
2	139	Isaac RAIZADA	NOT	---	1:16.898		
3	248	Sam LLOYD	NOT	---	1:26.688		
4	114	Charlie CAMPION	NOT	---	1:39.424		

**Race 94, Group 1 (2 of 2)**

	<i>Nr</i>	<i>Name</i>	<i>Abr</i>	<i>Nat</i>	<i>Time</i>	<i>Pnts</i>	>>
1	290	Theo COLLINS	ALD	---	1:13.989		
2	265	Adam HILL JNR	MOH	---	1:18.475		
3	287	German SHMAYGER	ALD	---	1:25.607		

**Semi Final 777 metres Masters (...)**
**Race 95, Group 2 (1 of 2)**

	<i>Nr</i>	<i>Name</i>	<i>Abr</i>	<i>Nat</i>	<i>Time</i>	<i>Pnts</i>	>>
1	162	Adam HILL	MOH	---	1:35.298		
2	36	Paul CONNAGHTON	ALD	---	1:46.306		
3	123	Peter CARTER	ALD	---	1:46.894		
4	298	Julia BRANAGAN	ALD	---	1:55.094		
5	266	John ILLES	MOH	---	1:59.594		

**Race 96, Group 2 (2 of 2)**

	<i>Nr</i>	<i>Name</i>	<i>Abr</i>	<i>Nat</i>	<i>Time</i>	<i>Pnts</i>	>>
1	50	Roy SHAVE	ALD	---	1:40.322		
2	273	Doug FISHER	ALD	---	1:44.342		
3	97	Margaret SUKIENNIK	NOT	---	1:44.578		
4	244	Alistair GREGORY	NOT	---	1:44.700		

**Race 97, Group 1 (1 of 2)**

	<i>Nr</i>	<i>Name</i>	<i>Abr</i>	<i>Nat</i>	<i>Time</i>	<i>Pnts</i>	>>
1	25	Robert MITCHELL	MOH	---	1:21.805		
2	242	Peter CARR	ALD	---	1:23.649		
3	17	Alan DOBBIE	FVY	---	1:24.635		
4	288	Anton CARTER	ALD	---	1:31.721		

**Race 98, Group 1 (2 of 2)**

	<i>Nr</i>	<i>Name</i>	<i>Abr</i>	<i>Nat</i>	<i>Time</i>	<i>Pnts</i>	>>
1	89	Peter ARMSTRONG	ALD	---	1:21.910		
2	165	Steve HUMBER	MOH	---	1:22.874		
3	297	Nigel WINSTANLEY	SHF	---	1:27.586		
4	33	Keith WRIGHT	SHF	---	1:34.412		

**Semi Final 1000 metres Junior Girls**
**Race 99, Group 1 (1 of 2)**

	<i>Nr</i>	<i>Name</i>	<i>Abr</i>	<i>Nat</i>	<i>Time</i>	<i>Pnts</i>	>>
1	286	Charlotte HAYWARD	MOH	---	1:48.647		
2	3	Natalie CRAWFORD	NOT	---	1:52.787		
3	4	Hannah GRANT	ALT	---	2:06.621		

**Race 100, Group 1 (2 of 2)**

	<i>Nr</i>	<i>Name</i>	<i>Abr</i>	<i>Nat</i>	<i>Time</i>	<i>Pnts</i>	>>
1	274	Holly HOYLAND	NOT	---	1:53.081		
2	255	Olivia WEEDON	ALD	---	1:55.433		
3	252	Tanith TURNER	ALD	---	2:00.917		

**Semi Final 1000 metres Junior Boys**
**Race 101, Group 1 (1 of 2)**

	<i>Nr</i>	<i>Name</i>	<i>Abr</i>	<i>Nat</i>	<i>Time</i>	<i>Pnts</i>	>>
1	59	Peter RICHES	ALD	---	1:49.721		
2	146	Isaac HURLEY	NOT	---	1:55.607		
3	125	Johanco VELDSMAN	SHF	---	2:03.367		
p	15	Matt GARDNER	SHF	---	--		adv penalty

**Race 102, Group 1 (2 of 2)**

	<i>Nr</i>	<i>Name</i>	<i>Abr</i>	<i>Nat</i>	<i>Time</i>	<i>Pnts</i>	>>
1	250	Niall TREACY	MOH	---	1:55.044		
2	132	Soloman PREMPEH	ALD	---	1:55.232		
3	49	Kyle ROSS-WADDELL	NOT	---	1:58.886		
4	240	Westley YATES	MOH	---	--		

**Semi Final 1000 metres Senior Ladies**
**Race 103, Group 1 (1 of 2)**

	<i>Nr</i>	<i>Name</i>	<i>Abr</i>	<i>Nat</i>	<i>Time</i>	<i>Pnts</i>	>>
1	45	Kathryn THOMSON	AYR	---	1:49.938		
2	44	Talya KAYE	NOT	---	1:50.088		
3	42	Fiona HARRISON	SHF	---	1:58.436		
4	174	Rachel WALKER	AYR	---	2:03.184		

**Race 104, Group 1 (2 of 2)**

	<i>Nr</i>	<i>Name</i>	<i>Abr</i>	<i>Nat</i>	<i>Time</i>	<i>Pnts</i>	>>
1	209	Elise CHRISTIE	FVY	---	1:45.448		
2	95	Isabelle ROBERTS	NOT	---	1:46.586		
3	39	Fern TAYLOR	SHF	---	1:49.140		

**Final 333 metres PeeWee2 Girls (...)**

Race 107, Group 1 (1 of 1)

	<i>Nr</i>	<i>Name</i>	<i>Abr</i>	<i>Nat</i>	Time	Pnts	>>
1	299	Violet CLAREY	NOT	---	39.477	34	
2	155	Isabelle CORNEY	ALD	---	45.059	21	
3	232	Isla O'HARA	ALT	---	45.489	13	
4	260	Savi GRAY-BUFFEY	SHF	---	49.291	8	
<i>p</i>	258	Grace FENTON	MOH	---	--		penalty

**Final 333 metres PeeWee2 Boys**

Race 108, Group 2 (1 of 1)

	<i>Nr</i>	<i>Name</i>	<i>Abr</i>	<i>Nat</i>	Time	Pnts	>>
1	65	Jack WEEDON	ALD	---	41.590	5	
2	231	Oliver GOTTS	ALT	---	45.170	3	
3	261	Cohen GREY-BUFFEY	SHF	---	45.486	2	
4	233	Daniel TROWBRIDGE	ALD	---	45.966		
5	278	Brandon MARVELL	BFD	---	46.998		

Race 109, Group 1 (1 of 1)

	<i>Nr</i>	<i>Name</i>	<i>Abr</i>	<i>Nat</i>	Time	Pnts	>>
1	129	Albie BARLOW	ALD	---	40.765	34	
2	84	Charley ALDEN	NOT	---	40.945	21	
3	259	Ethan SMITH	MOH	---	41.187	13	
<i>nf</i>	267	Dante DALILI	ALD	---	--	5	dnf

**Final 500 metres PeeWee Girls**

Race 110, Group 1 (1 of 1)

	<i>Nr</i>	<i>Name</i>	<i>Abr</i>	<i>Nat</i>	Time	Pnts	>>
1	275	Alexandra SNOWDON	ALD	---	54.880	34	
2	161	Emma GRAYSON	NOT	---	57.762	21	
3	262	Lucie MCKEE	NOT	---	1:03.282	13	
4	277	Morag STEWART	FVY	---	1:04.694	8	

**Final 500 metres PeeWee Boys**

Race 111, Group 2 (1 of 1)

	<i>Nr</i>	<i>Name</i>	<i>Abr</i>	<i>Nat</i>	Time	Pnts	>>
1	79	Elliot BAKER	NOT	---	59.493	5	
2	243	George ELLIS	BFD	---	1:00.943	3	
3	293	Oliver SHERARD BORSHIN	ALT	---	1:10.417	2	
4	263	Sam GARDENER	SHF	---	1:10.859	1	
<i>ns</i>	37	Willem MURRAY	NOT	---	--		dns

Race 112, Group 1 (1 of 1)

	<i>Nr</i>	<i>Name</i>	<i>Abr</i>	<i>Nat</i>	Time	Pnts	>>
1	41	Freddie POLAK	NOT	---	52.921	34	
2	107	Arty CLAREY	NOT	---	53.191	21	
3	109	Noah GLYNN	MOH	---	56.017	13	
4	159	Joseph ARMSTRONG	ALD	---	1:14.525	8	

**Final 777 metres Juvenile Girls**

Race 113, Group 1 (1 of 1)

	<i>Nr</i>	<i>Name</i>	<i>Abr</i>	<i>Nat</i>	Time	Pnts	>>
1	101	Philippa DRAPER	ALD	---	1:26.384	34	
2	70	Chloe CAMERON	AYR	---	1:26.508	21	
3	69	Helena LATHWELL-WATTS	ALT	---	1:26.638	13	
4	133	Tanisha TILEKA	MOH	---	1:38.642	8	

**Final 777 metres Juvenile Boys**

Race 114, Group 2 (1 of 1)

	<i>Nr</i>	<i>Name</i>	<i>Abr</i>	<i>Nat</i>	Time	Pnts	>>
1	287	German SHMAYGER	ALD	---	1:23.949	5	
2	248	Sam LLOYD	NOT	---	1:26.107	3	
<i>nf</i>	114	Charlie CAMPION	NOT	---	--		dnf

Race 115, Group 1 (1 of 1)

	<i>Nr</i>	<i>Name</i>	<i>Abr</i>	<i>Nat</i>	Time	Pnts	>>
1	87	Ollie ROWE	ALD	---	1:13.836	34	
2	290	Theo COLLINS	ALD	---	1:14.208	21	
3	139	Isaac RAIZADA	NOT	---	1:15.976	13	
4	265	Adam HILL JNR	MOH	---	1:17.050	8	

**Final 777 metres Masters (...)**
**Race 116, Group 4 (1 of 1)**

	<i>Nr</i>	<i>Name</i>	<i>Abr</i>	<i>Nat</i>	<i>Time</i>	<i>Pnts</i>	>>
1	244	Alistair GREGORY	NOT	---	1:41.925		
2	97	Margaret SUKIENNIK	NOT	---	1:42.779		
3	123	Peter CARTER	ALD	---	1:44.465		
4	298	Julia BRANAGAN	ALD	---	1:49.985		
5	266	John ILLES	MOH	---	2:00.353		

**Race 117, Group 3 (1 of 1)**

	<i>Nr</i>	<i>Name</i>	<i>Abr</i>	<i>Nat</i>	<i>Time</i>	<i>Pnts</i>	>>
1	162	Adam HILL	MOH	---	1:33.938		
2	50	Roy SHAVE	ALD	---	1:38.126		
3	36	Paul CONNAGHTON	ALD	---	1:48.120		
4	273	Doug FISHER	ALD	---	1:49.250		

**Race 118, Group 2 (1 of 1)**

	<i>Nr</i>	<i>Name</i>	<i>Abr</i>	<i>Nat</i>	<i>Time</i>	<i>Pnts</i>	>>
1	17	Alan DOBBIE	FVY	---	1:25.120	5	
2	297	Nigel WINSTANLEY	SHF	---	1:26.504	3	
3	288	Anton CARTER	ALD	---	1:31.566	2	
p	33	Keith WRIGHT	SHF	---	--		penalty

**Race 119, Group 1 (1 of 1)**

	<i>Nr</i>	<i>Name</i>	<i>Abr</i>	<i>Nat</i>	<i>Time</i>	<i>Pnts</i>	>>
1	25	Robert MITCHELL	MOH	---	1:19.076	34	
2	89	Peter ARMSTRONG	ALD	---	1:20.852	21	
3	165	Steve HUMBER	MOH	---	1:22.140	13	
4	242	Peter CARR	ALD	---	1:23.930	8	

**Final 1000 metres Junior Girls**
**Race 120, Group 2 (1 of 1)**

	<i>Nr</i>	<i>Name</i>	<i>Abr</i>	<i>Nat</i>	<i>Time</i>	<i>Pnts</i>	>>
1	252	Tanith TURNER	ALD	---	2:02.582	5	
2	4	Hannah GRANT	ALT	---	2:06.212	3	

**Race 121, Group 1 (1 of 1)**

	<i>Nr</i>	<i>Name</i>	<i>Abr</i>	<i>Nat</i>	<i>Time</i>	<i>Pnts</i>	>>
1	274	Holly HOYLAND	NOT	---	1:49.444	34	
2	255	Olivia WEEDON	ALD	---	1:49.536	21	
3	3	Natalie CRAWFORD	NOT	---	1:55.702	13	
p	286	Charlotte HAYWARD	MOH	---	--	5	penalty

**Final 1000 metres Junior Boys**
**Race 122, Group 3 (1 of 1)**

	<i>Nr</i>	<i>Name</i>	<i>Abr</i>	<i>Nat</i>	<i>Time</i>	<i>Pnts</i>	>>
1	135	Bradley WILLS	SHF	---	1:41.805		
2	15	Matt GARDNER	SHF	---	1:41.969		
3	251	Tom HARRIS	NOT	---	1:53.213		
4	296	Nicky GAWITH	BFD	---	1:58.445		
5	270	Will ILLES	MOH	---	2:10.475		

**Race 123, Group 2 (1 of 1)**

	<i>Nr</i>	<i>Name</i>	<i>Abr</i>	<i>Nat</i>	<i>Time</i>	<i>Pnts</i>	>>
1	49	Kyle ROSS-WADDELL	NOT	---	2:12.205	3	
2	240	Westley YATES	MOH	---	2:12.319	2	

**Race 124, Group 1 (1 of 1)**

	<i>Nr</i>	<i>Name</i>	<i>Abr</i>	<i>Nat</i>	<i>Time</i>	<i>Pnts</i>	>>
1	59	Peter RICHES	ALD	---	1:36.559	34	
2	132	Soloman PREMPEH	ALD	---	1:40.301	21	
3	125	Johanco VELDSMAN	SHF	---	1:44.181	13	
4	146	Isaac HURLEY	NOT	---	1:47.945	8	
p	250	Niall TREACY	MOH	---	--	3	penalty

**Final 1000 metres Senior Ladies**
**Race 125, Group 2 (1 of 1)**

	<i>Nr</i>	<i>Name</i>	<i>Abr</i>	<i>Nat</i>	<i>Time</i>	<i>Pnts</i>	>>
1	42	Fiona HARRISON	SHF	---	1:59.817	3	
2	174	Rachel WALKER	AYR	---	2:02.985	2	



**Final 1000 metres Senior Ladies (...)**

Race 126, Group 1 (1 of 1)

<i>Nr</i>	<i>Name</i>	<i>Abr</i>	<i>Nat</i>		Time	Pnts	>>
1	<b>209 Elise CHRISTIE</b>	FVY	---	nt	<b>1:44.532</b>	<b>34</b>	
2	<b>45 Kathryn THOMSON</b>	AYR	---	nt	<b>1:45.900</b>	<b>21</b>	
3	<b>95 Isabelle ROBERTS</b>	NOT	---		<b>1:45.998</b>	<b>13</b>	
4	<b>44 Talya KAYE</b>	NOT	---		<b>1:47.990</b>	<b>8</b>	
5	<b>39 Fern TAYLOR</b>	SHF	---		<b>1:52.064</b>	<b>5</b>	

**Final 1000 metres Senior Men**

Race 128, Group 1 (1 of 1)

<i>Nr</i>	<i>Name</i>	<i>Abr</i>	<i>Nat</i>		Time	Pnts	>>
1	<b>212 Ethan TREACY</b>	MOH	---	nt	<b>1:38.360</b>	<b>34</b>	
2	<b>104 Brandon MARSHALL</b>	SHF	---		<b>1:38.870</b>	<b>21</b>	
3	<b>7 Lloyd DUNCAN</b>	ALD	---		<b>1:46.610</b>	<b>13</b>	
4	<b>1 Roy WALKER</b>	AYR	---		<b>1:52.150</b>	<b>8</b>	
5	<b>147 Alex COLLINS</b>	ALD	---		<b>1:54.490</b>	<b>5</b>	
6	<b>150 Billy SIMMS</b>	MOH	---	nt	<b>2:09.430</b>	<b>3</b>	

**Super Final 3000 M SF Senior Men**

Race 129, Group 1 (1 of 1)

<i>Nr</i>	<i>Name</i>	<i>Abr</i>	<i>Nat</i>		Time	Pnts	>>
1	<b>212 Ethan TREACY</b>	MOH	---	nt	<b>5:41.361</b>	<b>34</b>	
2	<b>150 Billy SIMMS</b>	MOH	---	nt	<b>5:48.095</b>	<b>21</b>	
3	<b>104 Brandon MARSHALL</b>	SHF	---		<b>5:43.351</b>	<b>13</b>	
4	<b>7 Lloyd DUNCAN</b>	ALD	---		<b>6:06.253</b>	<b>8</b>	
5	<b>1 Roy WALKER</b>	AYR	---		<b>6:07.361</b>	<b>5</b>	
6	<b>147 Alex COLLINS</b>	ALD	---		<b>6:22.607</b>	<b>3</b>	

**Final 3000 m Relay Relay**

Race 130, Group 2 (1 of 1)

<i>Nr</i>	<i>Name</i>	<i>Abr</i>	<i>Nat</i>		Time	Pnts	>>
1	<b>1 Sheffield A</b>	SHFA	GBR		<b>4:47.981</b>	<b>3</b>	
	104 Brandon MARSHALL						
	15 Matt GARDNER						
	125 Johanco VELDSMAN						
	135 Bradley WILLS						
2	<b>4 Nottingham B</b>	NOTB	GBR		<b>5:04.401</b>	<b>2</b>	
	44 Talya KAYE						
	146 Isaac HURLEY						
	251 Tom HARRIS						
	248 Sam LLOYD						
3	<b>2 Sheffield B</b>	SHFB	GBR		<b>5:26.525</b>	<b>1</b>	
	33 Keith WRIGHT						
	297 Nigel WINSTANLEY						
	39 Fern TAYLOR						
	42 Fiona HARRISON						

**Final 5000 m Relay Relay**

Race 131, Group 1 (1 of 1)

<i>Nr</i>	<i>Name</i>	<i>Abr</i>	<i>Nat</i>		Time	Pnts	>>
1	<b>9 Mohawks A</b>	MOHA	GBR		<b>7:34.520</b>	<b>34</b>	
	150 Billy SIMMS						
	212 Ethan TREACY						
	240 Westley YATES						
	250 Niall TREACY						
2	<b>5 Aldwych A</b>	ALDA	GBR		<b>7:42.330</b>	<b>21</b>	
	59 Peter RICHES						
	132 Soloman PREMPEH						
	87 Ollie ROWE						
	290 Theo COLLINS						
3	<b>6 Aldwych B</b>	ALDB	GBR		<b>8:14.018</b>	<b>13</b>	
	89 Peter ARMSTRONG						
	242 Peter CARR						
	7 Lloyd DUNCAN						
	255 Olivia WEEDON						
p	<b>3 Nottingham A</b>	NOTA	GBR		--	<b>3</b>	<b>penalty</b>
	95 Isabelle ROBERTS						
	49 Kyle ROSS-WADDELL						
	274 Holly HOYLAND						
	139 Isaac RAIZADA						
p	<b>10 Mohawks B</b>	MOHB	GBR		--	<b>3</b>	<b>penalty</b>
	25 Robert MITCHELL						
	165 Steve HUMBER						
	286 Charlotte HAYWARD						
	265 Adam HILL JNR						

**Overall Classification PeeWee2 Girls**

	#	Name	Team	ISU	FP	CDR		time
1	299	Violet CLAREY	NOT		102	3	1-1-1	1:01.102
2	232	Isla O'HARA	ALT		39	10	5-2-3	1:13.774
3	260	Savi GRAY-BUFFEY	SHF		37	10	2-4-4	1:04.810
4	155	Isabelle CORNEY	ALD		34	11	4-5-2	1:10.050
5	258	Grace FENTON	MOH		26	11	3-3-5	1:08.692

**Overall Classification PeeWee2 Boys**

---

	#	Name	Team	ISU	FP	CDR		time
1	129	Albie BARLOW	ALD		73	6	4-1-1	1:01.720
2	84	Charley ALDEN	NOT		68	6	1-3-2	1:02.080
3	259	Ethan SMITH	MOH		55	7	2-2-3	1:02.286
4	65	Jack WEEDON	ALD		26	12	3-4-5	1:02.450
5	267	Dante DALILI	ALD		15	14	5-5-4	1:02.990
6	231	Oliver GOTTS	ALT		7	20	8-6-6	1:09.580
7	233	Daniel TROWBRIDGE	ALD		4	22	7-7-8	1:11.237
8	278	Brandon MARVELL	BFD		4	23	6-8-9	1:10.499
9	261	Cohen GREY-BUFFEY	SHF		2	25	9-9-7	1:06.760



# British Short Track Championships

Ice Sheffield

30th & 31st March 2019



## Overall Classification PeeWee Girls

	#	Name	Team	ISU	FP	CDR		time
1	275	Alexandra SNOWDON	ALD		102	3	1-1-1	1:28.623
2	161	Emma GRAYSON	NOT		63	6	2-2-2	1:30.807
3	262	Lucie MCKEE	NOT		34	10	4-3-3	1:43.251
4	277	Morag STEWART	FVY		29	11	3-4-4	1:30.833

**Overall Classification PeeWee Boys**

---

	#	Name	Team	ISU	FP	CDR		time
1	41	Freddie POLAK	NOT		102	3	1-1-1	1:23.397
2	107	Arty CLAREY	NOT		63	6	2-2-2	1:23.537
3	109	Noah GLYNN	MOH		34	10	3-4-3	1:30.183
4	159	Joseph ARMSTRONG	ALD		21	13	4-5-4	1:28.740
5	37	Willem MURRAY	NOT		18	17	5-3-9	1:29.070
6	79	Elliot BAKER	NOT		10	18	6-7-5	1:34.610
7	243	George ELLIS	BFD		8	19	7-6-6	1:37.706
8	293	Oliver SHERARD BORSHIN	ALT		3	24	8-9-7	1:53.340
9	263	Sam GARDENER	SHF		2	25	9-8-8	1:54.858



# British Short Track Championships

Ice Sheffield

30th & 31st March 2019



## Overall Classification Juvenile Girls

	#	Name	Team	ISU	FP	CDR		time
1	70	Chloe CAMERON	AYR		89	4	1-1-2	1:52.790
2	101	Philippa DRAPER	ALD		68	6	3-2-1	1:53.824
3	69	Helena LATHWELL-WATTS	ALT		47	8	2-3-3	1:53.366
4	133	Tanisha TILEKA	MOH		24	12	4-4-4	2:05.452

**Overall Classification Juvenile Boys**

	#	Name	Team	ISU	FP	CDR		time
1	290	Theo COLLINS	ALD		89	4	1-1-2	1:39.448
2	87	Ollie ROWE	ALD		58	9	6-2-1	1:54.136
3	139	Isaac RAIZADA	NOT		47	8	2-3-3	1:41.868
4	265	Adam HILL JNR	MOH		26	12	3-5-4	1:42.468
5	287	German SHMAYGER	ALD		21	13	4-4-5	1:45.686
6	248	Sam LLOYD	NOT		11	17	5-6-6	1:50.572
7	114	Charlie CAMPION	NOT		4	21	7-7-7	1:54.430

**Overall Classification Junior Girls**

---

	#	Name	Team	ISU	FP	CDR		time
1	274	Holly HOYLAND	NOT		102	3	1-1-1	2:43.343
2	3	Natalie CRAWFORD	NOT		42	9	2-4-3	2:48.053
3	286	Charlotte HAYWARD	MOH		34	10	4-2-4	3:08.509
4	255	Olivia WEEDON	ALD		34	11	6-3-2	0.000
5	252	Tanith TURNER	ALD		23	13	3-5-5	2:53.149
6	4	Hannah GRANT	ALT		11	17	5-6-6	3:15.665



**Overall Classification Junior Boys**

	#	Name	Team	ISU	FP	CDR		time
1	59	Peter RICHES	ALD		89	4	2-1-1	2:25.038
2	250	Niall TREACY	MOH		37	15	1-9-5	2:24.582
3	132	Soloman PREMPEH	ALD		36	12	7-3-2	2:37.100
4	49	Kyle ROSS-WADDELL	NOT		32	12	4-2-6	2:34.274
5	240	Westley YATES	MOH		23	14	3-4-7	2:31.670
6	125	Johanco VELDSMAN	SHF		17	17	8-6-3	2:43.790
7	146	Isaac HURLEY	NOT		9	21	9-8-4	2:48.670
8	135	Bradley WILLS	SHF		8	19	6-5-8	2:38.830
9	15	Matt GARDNER	SHF		7	21	5-7-9	2:34.620
10	251	Tom HARRIS	NOT			30	10-10-10	3:00.440
11	296	Nicky GAWITH	BFD			34	11-12-11	3:03.960
12	270	Will ILLES	MOH			35	12-11-12	3:03.870

**Overall Classification Masters**

	#	Name	Team	ISU	FP	CDR		time
1	25	Robert MITCHELL	MOH		102	3	1-1-1	1:42.207
2	89	Peter ARMSTRONG	ALD		63	6	2-2-2	1:43.765
3	165	Steve HUMBER	MOH		39	9	3-3-3	1:44.871
4	242	Peter CARR	ALD		24	12	4-4-4	1:44.891
5	17	Alan DOBBIE	FVY		13	16	5-6-5	1:46.910
6	33	Keith WRIGHT	SHF		8	19	6-5-8	1:53.107
7	297	Nigel WINSTANLEY	SHF		6	21	8-7-6	1:54.315
8	288	Anton CARTER	ALD		5	22	7-8-7	1:54.301
9	162	Adam HILL	MOH			27	9-9-9	2:01.140
10	50	Roy SHAVE	ALD			31	11-10-10	2:04.710
11	36	Paul CONNAGHTON	ALD			32	10-11-11	2:09.011
12	273	Doug FISHER	ALD			39	14-13-12	2:14.918
13	123	Peter CARTER	ALD			40	13-12-15	2:12.376
14	97	Margaret SUKIENNIK	NOT			40	12-14-14	2:14.670
15	244	Alistair GREGORY	NOT			47	17-17-13	2:10.960
16	298	Julia BRANAGAN	ALD			47	15-16-16	2:28.996
17	266	John ILLES	MOH			48	16-15-17	2:32.816

**Distance Classification 1500 metres Senior Ladies**

	#	Name	Team	ISU	Fin			Time
Final Group 1								
1	209	Elise CHRISTIE	FVY	NT	1	34	1	2:40.076
2	45	Kathryn THOMSON	AYR	NT	2	21	2	2:43.864
3	44	Talya KAYE	NOT		3	13	3	2:45.824
4	95	Isabelle ROBERTS	NOT		4	8	4	2:53.722
5	39	Fern TAYLOR	SHF		5	5	5	2:54.190
6	42	Fiona HARRISON	SHF		6	3	6	3:00.870
7	174	Rachel WALKER	AYR		7	2	7	3:09.744

**Distance Classification 500 metres Senior Ladies**

	#	Name	Team	ISU	Fin		Time	
Final Group 1								
1	209	Elise CHRISTIE	FVY	NT	1	34	1-1	45.732
2	45	Kathryn THOMSON	AYR	NT	2	21	1-2	47.020
3	95	Isabelle ROBERTS	NOT		3	13	2-3	49.072
4	44	Talya KAYE	NOT		4	8	2-4	49.370
Final Group 2								
5	39	Fern TAYLOR	SHF		1	5	3-1	53.482
6	42	Fiona HARRISON	SHF		2	3	3-2	56.186
7	174	Rachel WALKER	AYR		3	2	4-3	57.642

**Distance Classification 1000 metres Senior Ladies**

	#	Name	Team	ISU	Fin		Time	
Final Group 1								
1	209	Elise CHRISTIE	FVY	NT	1	34	1-1	1:44.532
2	45	Kathryn THOMSON	AYR	NT	2	21	1-2	1:45.900
3	95	Isabelle ROBERTS	NOT		3	13	2-3	1:45.998
4	44	Talya KAYE	NOT		4	8	2-4	1:47.990
5	39	Fern TAYLOR	SHF		5	5	3-5	1:49.140
Final Group 2								
6	42	Fiona HARRISON	SHF		1	3	3-1	1:58.436
7	174	Rachel WALKER	AYR		2	2	4-2	2:02.985

**Overall Classification Senior Ladies**

	#	Name	Team	ISU	FP	CDR		time
1	209	Elise CHRISTIE	FVY	NT	102	3	1-1-1	2:40.076
2	45	Kathryn THOMSON	AYR	NT	63	6	2-2-2	2:43.864
3	95	Isabelle ROBERTS	NOT		34	10	4-3-3	2:53.722
4	44	Talya KAYE	NOT		29	11	3-4-4	2:45.824
5	39	Fern TAYLOR	SHF		15	15	5-5-5	2:54.190
6	42	Fiona HARRISON	SHF		9	18	6-6-6	3:00.870
7	174	Rachel WALKER	AYR		6	21	7-7-7	3:09.744



# British Short Track Championships

Ice Sheffield

30th & 31st March 2019



## Distance Classification 1500 metres Senior Men

	#	Name	Team	ISU	Fin			Time
Final Group 1								
1	212	Ethan TREACY	MOH	NT	1	34	1	2:36.353
2	104	Brandon MARSHALL	SHF		2	21	2	2:36.819
3	150	Billy SIMMS	MOH	NT	3	13	3	2:49.957
4	7	Lloyd DUNCAN	ALD		4	8	4	2:52.051
5	147	Alex COLLINS	ALD		5	5	5	2:52.377
6	1	Roy WALKER	AYR		6	3	6	2:52.869

**Distance Classification 500 metres Senior Men**

	#	Name	Team	ISU	Fin		Time	
Final Group 1								
1	212	Ethan TREACY	MOH	NT	1	34	1-1	43.934
2	150	Billy SIMMS	MOH	NT	2	21	1-2	44.900
3	104	Brandon MARSHALL	SHF		3	13	2-3	47.405
4	7	Lloyd DUNCAN	ALD		4	8	2-4	50.060
Final Group 2								
5	147	Alex COLLINS	ALD		1	5	3-1	51.901
6	1	Roy WALKER	AYR		2	3	3-2	52.463



**Distance Classification 1000 metres Senior Men**

	#	Name	Team	ISU	Fin			Time
Final Group 1								
1	212	Ethan TREACY	MOH	NT	1	34	1	1:38.360
2	104	Brandon MARSHALL	SHF		2	21	2	1:38.870
3	7	Lloyd DUNCAN	ALD		3	13	3	1:46.610
4	1	Roy WALKER	AYR		4	8	4	1:52.150
5	147	Alex COLLINS	ALD		5	5	5	1:54.490
6	150	Billy SIMMS	MOH	NT	6	3	6	2:09.430

**Distance Classification 3000 M SF Senior Men**

	#	Name	Team	ISU	Fin			Time
Super Final Group 1								
1	212	Ethan TREACY	MOH	NT	1	34	1	5:41.361
2	150	Billy SIMMS	MOH	NT	2	21	2	5:48.095
3	104	Brandon MARSHALL	SHF		3	13	3	5:43.351
4	7	Lloyd DUNCAN	ALD		4	8	4	6:06.253
5	1	Roy WALKER	AYR		5	5	5	6:07.361
6	147	Alex COLLINS	ALD		6	3	6	6:22.607

**Overall Classification Senior Men**

	#	Name	Team	ISU	FP	CDR		time
1	212	Ethan TREACY	MOH	NT	136	4	1-1-1-1	2:36.353
2	104	Brandon MARSHALL	SHF		68	10	2-3-2-3	2:36.819
3	150	Billy SIMMS	MOH	NT	58	13	3-2-6-2	2:49.957
4	7	Lloyd DUNCAN	ALD		37	15	4-4-3-4	2:52.051
5	1	Roy WALKER	AYR		19	21	6-6-4-5	2:52.869
6	147	Alex COLLINS	ALD		18	21	5-5-5-6	2:52.377