



Nottingham Open
Nottingham, Great Britain
23rd April 2017

Official Results

Nottingham Open

Nottingham, Great Britain

23rd April 2017



Nottingham Open
Nottingham, Great Britain
23rd April 2017

Officials

Org. Comm.	
Coordinator	Peter Worth
Registration	Mandy Worth
Official	
Chief Referee	Simon Robertson
Assistant Referee	Lloyd Campion
Assistant Referee	Gideon Veldsman
Assistant Referee	Peter Worth
Starter	Jon Collins
Starter	Sara Watts
Competitors Steward	Clinton Cast
Chief Line Judge	Jean Iveson
Chief Timekeeper	Tina Noble
Timekeeper / Line Judge	Pete Hurley
Timekeeper / Line Judge	Dermot Shanahan
Timekeeper / Line Judge	Carol Gallon
Timekeeper / Line Judge	Nina Dalili
Lap Board	Paul Iveson
Lap Board	Dave Ross-Waddell
Track Steward	Billy Simms
Track Steward	Ethan Treacy
Heat Box	Elke Roberts
Heat Box	Laura Urquhart
Announcer	Tracey Crawford



Nottingham Open
Nottingham, Great Britain
23rd April 2017

Programme

April 23, 2017

14:10	<i>Ice Res (Full)</i>			
14:25	<i>Warming up , Junior D/E & Novices</i>			
14:30	<i>Warming up , Junior B & C</i>			
14:35	<i>Warming up , Junior A & above</i>			
14:40	Novice	222 meter	Round 1	1
14:42	Junior E	333 meter	Heats	2 - 4
14:49	Junior C & D	500 meter	Heats	5 - 7
14:58	Senior & Masters	500 meter	Heats	8 - 10
15:06	Junior A & B	500 meter	Heats	11 - 13
15:14	<i>Ice Res (Track)</i>			
15:29	Novice	333 meter	Round 2	14
15:32	Junior E	333 meter	Semi Final	15 - 17
15:39	Junior C & D	500 meter	Semi Final	18 - 20
15:47	Senior & Masters	500 meter	Semi Final	21 - 24
15:58	Junior A & B	500 meter	Semi Final	25 - 28
16:09	<i>Ice Res (Track)</i>			
16:24	Novice	222 meter	Round 3	29
16:27	Junior E	500 meter	Final	30 - 32
16:35	<i>Cerem. Ice</i>			
16:36	Junior C & D	777 meter	Final	33 - 35
16:46	<i>Cerem. Ice</i>			
16:47	Senior & Masters	777 meter	Final	36 - 38
16:57	<i>Cerem. Ice</i>			
16:58	Junior A & B	1000 meter	Final	39 - 41
17:09	<i>Cerem. Ice</i>			
17:10	Novice	333 meter	Round 4	42
17:13	<i>Handicap Races</i>			
17:46	<i>Ice Res (Full)</i>			
18:01	Relays	12 Lap relay	Final	43
18:06	Relays	2000 m Relay	Final	44 - 46
18:23	<i>Pads Off</i>			
18:33	<i>SOTY Awards</i>			
18:48	<i>end</i>			

The program is tentative and subject to change. Starting times will follow the flow of the competition.



Nottingham Open
Nottingham, Great Britain
23rd April 2017

List of Competitors

Junior A & B

31	Nemeth-Knight	Natasha	MIRC	GBR	STGBR20705199901
39	Taylor	Fern	NIRC	GBR	STGBR22504199901
44	Kaye	Talya	NIRC	GBR	STGBR23010199801
92	Crawford	Jack	NIRC	GBR	STGBR12603199901
95	Roberts	Isabelle	NIRC	GBR	STGBR20701199901
104	Marshall	Brandon	SHF	GBR	STGBR12604199901
125	Veldsman	Johanco	SHF	GBR	STGBR12712200001
135	Wills	Bradley	SHF	GBR	STGBR10111200001
136	Happer	Rose	NIRC	GBR	STGBR21207200001
145	Roberts	Ben	NIRC	GBR	STGBR11603200101
147	Collins	Alex	ALD	GBR	STGBR13107199801
207	Urquhart	Jessica	NIRC	GBR	STGBR13008200201
252	Turner	Tanith	ALD	GBR	STGBR20409199901
254	Pickering	Daniel	NIRC	GBR	STGBR10901200101
274	Hoyland	Holly	NIRC	GBR	STGBR20412200001
286	Hayward	Charlotte	MIRC	GBR	STGBR20207199901



Nottingham Open
Nottingham, Great Britain
23rd April 2017

Qualification

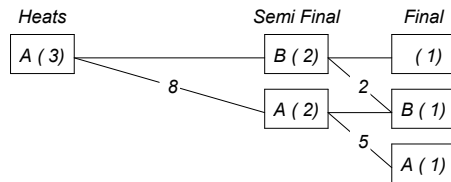
Junior A & B

(15 competitors)

April 23, 2017

15:06	11 - 13	3	Heats	500	1+2 + 2x3	qualify for Semi Final 500 Group 1 others continue in Semi Final 500 Group 2
15:58	25 - 26	2	Semi Final	500	1	qualify for Final 1000 Group 2 others continue in Final 1000 Group 3
16:04	27 - 28	2	Semi Final	500	1+2 + 1x3	qualify for Final 1000 Group 1 others continue in Final 1000 Group 2
16:58	39	1	Final	1000		
17:02	40	1	Final	1000		
17:06	41	1	Final	1000		

1000





Nottingham Open
Nottingham, Great Britain
23rd April 2017

Heats 500 meter Junior A & B

Race 11, Group 1 (1 of 3)

<i>Fin</i>	<i>Nr</i>	<i>Name</i>	<i>Abr</i>	<i>Nat</i>	<i>Time</i>	<i>Pnts</i>	<i>>></i>
1	286	Charlotte Hayward	MIRC	GBR	50.24	Q	
2	92	Jack Crawford	NIRC	GBR	50.94	Q	
3	147	Alex Collins	ALD	GBR	50.95	q	
4	44	Talya Kaye	NIRC	GBR	55.03		
5	39	Fern Taylor	NIRC	GBR	1:00.04		

Race 12, Group 1 (2 of 3)

<i>Fin</i>	<i>Nr</i>	<i>Name</i>	<i>Abr</i>	<i>Nat</i>	<i>Time</i>	<i>Pnts</i>	<i>>></i>
1	145	Ben Roberts	NIRC	GBR	51.64	Q	
2	274	Holly Hoyland	NIRC	GBR	51.81	Q	
3	252	Tanith Turner	ALD	GBR	51.89	q	
4	125	Johanco Veldsman	SHF	GBR	56.34		
5	31	Natasha Nemeth-Knight	MIRC	GBR	57.39		

Race 13, Group 1 (3 of 3)

<i>Fin</i>	<i>Nr</i>	<i>Name</i>	<i>Abr</i>	<i>Nat</i>	<i>Time</i>	<i>Pnts</i>	<i>>></i>
1	254	Daniel Pickering	NIRC	GBR	50.38	Q	
2	95	Isabelle Roberts	NIRC	GBR	51.45	Q	
3	104	Brandon Marshall	SHF	GBR	54.22		
4	136	Rose Happer	NIRC	GBR	55.96		
5	135	Bradley Wills	SHF	GBR	1:05.81		

Semi Final 500 meter Junior A & B

Race 25, Group 2 (1 of 2)

<i>Fin</i>	<i>Nr</i>	<i>Name</i>	<i>Abr</i>	<i>Nat</i>	<i>Time</i>	<i>Pnts</i>	<i>>></i>
1	135	Bradley Wills	SHF	GBR	52.15	Q	
2	44	Talya Kaye	NIRC	GBR	53.94		
3	136	Rose Happer	NIRC	GBR	54.97		
4	39	Fern Taylor	NIRC	GBR	59.22		

Race 26, Group 2 (2 of 2)

<i>Fin</i>	<i>Nr</i>	<i>Name</i>	<i>Abr</i>	<i>Nat</i>	<i>Time</i>	<i>Pnts</i>	<i>>></i>
1	104	Brandon Marshall	SHF	GBR	53.36	Q	
2	125	Johanco Veldsman	SHF	GBR	54.46		
3	31	Natasha Nemeth-Knight	MIRC	GBR	58.45		

Race 27, Group 1 (1 of 2)

<i>Fin</i>	<i>Nr</i>	<i>Name</i>	<i>Abr</i>	<i>Nat</i>	<i>Time</i>	<i>Pnts</i>	<i>>></i>
1	254	Daniel Pickering	NIRC	GBR	48.78	Q	
2	147	Alex Collins	ALD	GBR	49.51	Q	
3	145	Ben Roberts	NIRC	GBR	50.99		
4	274	Holly Hoyland	NIRC	GBR	51.22		

Race 28, Group 1 (2 of 2)

<i>Fin</i>	<i>Nr</i>	<i>Name</i>	<i>Abr</i>	<i>Nat</i>	<i>Time</i>	<i>Pnts</i>	<i>>></i>
1	286	Charlotte Hayward	MIRC	GBR	49.52	Q	
2	92	Jack Crawford	NIRC	GBR	50.10	Q	
3	95	Isabelle Roberts	NIRC	GBR	50.52	q	
4	252	Tanith Turner	ALD	GBR	51.97		



Nottingham Open
Nottingham, Great Britain
23rd April 2017

Final 1000 meter Junior A & B

Race 39, Group 3 (1 of 1)

<i>Fin</i>	<i>Nr</i>	<i>Name</i>	<i>Abr</i>	<i>Nat</i>	<i>Time</i>	<i>Pnts</i>	<i>>></i>
1	125	Johanco Veldsman	SHF	GBR	1:54.41		
2	44	Talya Kaye	NIRC	GBR	1:54.82		
3	31	Natasha Nemeth-Knight	MIRC	GBR	1:55.52		
4	136	Rose Happer	NIRC	GBR	1:59.79		
5	39	Fern Taylor	NIRC	GBR	2:06.40		

Race 40, Group 2 (1 of 1)

<i>Fin</i>	<i>Nr</i>	<i>Name</i>	<i>Abr</i>	<i>Nat</i>	<i>Time</i>	<i>Pnts</i>	<i>>></i>
1	145	Ben Roberts	NIRC	GBR	1:54.83	3	
2	274	Holly Hoyland	NIRC	GBR	1:55.47	2	
3	135	Bradley Wills	SHF	GBR	1:55.59	1	
4	252	Tanith Turner	ALD	GBR	1:56.59		
5	104	Brandon Marshall	SHF	GBR	1:56.80		

Race 41, Group 1 (1 of 1)

<i>Fin</i>	<i>Nr</i>	<i>Name</i>	<i>Abr</i>	<i>Nat</i>	<i>Time</i>	<i>Pnts</i>	<i>>></i>
1	254	Daniel Pickering	NIRC	GBR	1:54.82	34	
2	95	Isabelle Roberts	NIRC	GBR	1:56.09	21	
3	92	Jack Crawford	NIRC	GBR	1:56.99	13	
4	147	Alex Collins	ALD	GBR	1:57.40	8	
5	286	Charlotte Hayward	MIRC	GBR	2:13.06	5	



Nottingham Open
Nottingham, Great Britain
23rd April 2017

Distance Classification 1000 meter Junior A & B

#	Name	Team	ISU	Fin		Time
Final Group 1						
1	254 Daniel Pickering	NIRC	GBR	1	34 1-1-1	1:54.82
2	95 Isabelle Roberts	NIRC	GBR	2	21 2-3-2	1:56.09
3	92 Jack Crawford	NIRC	GBR	3	13 2-2-3	1:56.99
4	147 Alex Collins	ALD	GBR	4	8 3-2-4	1:57.40
5	286 Charlotte Hayward	MIRC	GBR	5	5 1-1-5	2:13.06
Final Group 2						
6	145 Ben Roberts	NIRC	GBR	1	3 1-3-1	1:54.83
7	274 Holly Hoyland	NIRC	GBR	2	2 2-4-2	1:55.47
8	135 Bradley Wills	SHF	GBR	3	1 5-1-3	1:55.59
9	252 Tanith Turner	ALD	GBR	4	3-4-4	1:56.59
10	104 Brandon Marshall	SHF	GBR	5	3-1-5	1:56.80
Final Group 3						
11	125 Johanco Veldsman	SHF	GBR	1	4-2-1	1:54.41
12	44 Talya Kaye	NIRC	GBR	2	4-2-2	1:54.82
13	31 Natasha Nemeth-Knight	MIRC	GBR	3	5-3-3	1:55.52
14	136 Rose Happer	NIRC	GBR	4	4-3-4	1:59.79
15	39 Fern Taylor	NIRC	GBR	5	5-4-5	2:06.40



Nottingham Open
Nottingham, Great Britain
23rd April 2017

Overall Classification Junior A & B

	#	Name	Team	ISU	FP	CDR		time
1	254	Daniel Pickering	NIRC	GBR	34	2	1	1:54.82
2	95	Isabelle Roberts	NIRC	GBR	21	3	2	1:56.09
3	92	Jack Crawford	NIRC	GBR	13	4	3	1:56.99
4	147	Alex Collins	ALD	GBR	8	5	4	1:57.40
5	286	Charlotte Hayward	MIRC	GBR	5	6	5	2:13.06
6	145	Ben Roberts	NIRC	GBR	3	7	6	1:54.83
7	274	Holly Hoyland	NIRC	GBR	2	8	7	1:55.47
8	135	Bradley Wills	SHF	GBR	1	9	8	1:55.59
9	252	Tanith Turner	ALD	GBR		10	9	1:56.59
10	104	Brandon Marshall	SHF	GBR		11	10	1:56.80
11	125	Johanco Veldsman	SHF	GBR		12	11	1:54.41
12	44	Talya Kaye	NIRC	GBR		13	12	1:54.82
13	31	Natasha Nemeth-Knight	MIRC	GBR		14	13	1:55.52
14	136	Rose Happer	NIRC	GBR		15	14	1:59.79
15	39	Fern Taylor	NIRC	GBR		16	15	2:06.40



Nottingham Open
Nottingham, Great Britain
23rd April 2017

List of Competitors

Senior & Masters

7	Duncan	Lloyd	ALD	GBR	STGBR12304199701
18	Elliott	Greg	SHF	GBR	STGBR10507197501
33	Wright	Keith	SHF	GBR	STGBR11001196101
36	Connaghton	Paul	ALD	GBR	STGBR12311196401
42	Harrison	Fiona	SHF	GBR	STGBR23011198101
46	McKenzie	Mark	MIRC	GBR	STGBR10206197301
78	Kirkby	Helen	MIRC	GBR	STGBR21105198601
80	Clark	Zoe	ALD	GBR	STGBR21705197301
97	Sukiennik	Margaret	NIRC	GBR	STGBR21507197001
102	Brown	Adam	NIRC	GBR	STGBR10506197901
123	Carter	Peter	ALD	GBR	STGBR10203194901
140	Murray	Chris	NIRC	GBR	STGBR11712197501
148	Peach	Becca	NIRC	GBR	STGBR20302199701
149	Cotteril	Joe	BISSC	GBR	STGBR10310199501
177	O'Dea	Mick	SHF	GBR	STGBR12509194501
242	Carr	Peter	ALD	GBR	STGBR13003197201



Nottingham Open
Nottingham, Great Britain
23rd April 2017

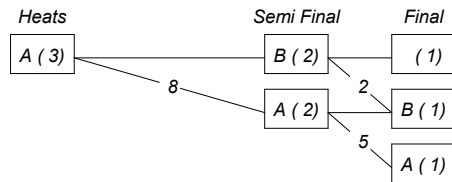
Qualification

Senior & Masters (16 competitors)

April 23, 2017

14:58	8 - 10	3	Heats	500	1+2 + 2x3	qualify for Semi Final 500 Group 1 others continue in Semi Final 500 Group 2
15:47	21 - 22	2	Semi Final	500	1	qualify for Final 777 Group 2 others continue in Final 777 Group 3
15:53	23 - 24	2	Semi Final	500	1+2 + 1x3	qualify for Final 777 Group 1 others continue in Final 777 Group 2
16:47	36	1	Final	777		
16:51	37	1	Final	777		
16:54	38	1	Final	777		

777





Nottingham Open
Nottingham, Great Britain
23rd April 2017

Heats 500 meter Senior & Masters

Race 8, Group 1 (1 of 3)

<i>Fin</i>	<i>Nr</i>	<i>Name</i>	<i>Abr</i>	<i>Nat</i>	<i>Time</i>	<i>Pnts</i>	<i>>></i>
1	7	Lloyd Duncan	ALD	GBR	53.57		Q
2	149	Joe Cotteril	BISSC	GBR	54.12		Q
3	78	Helen Kirkby	MIRC	GBR	56.29		q
4	177	Mick O'Dea	SHF	GBR	1:01.39		
5	123	Peter Carter	ALD	GBR	1:04.26		
<i>ns</i>	102	Adam Brown	NIRC	GBR	--		dns

Race 9, Group 1 (2 of 3)

<i>Fin</i>	<i>Nr</i>	<i>Name</i>	<i>Abr</i>	<i>Nat</i>	<i>Time</i>	<i>Pnts</i>	<i>>></i>
1	242	Peter Carr	ALD	GBR	49.86		Q
2	33	Keith Wright	SHF	GBR	55.41		Q
3	46	Mark McKenzie	MIRC	GBR	56.71		q
4	148	Becca Peach	NIRC	GBR	58.07		
5	97	Margaret Sukiennik	NIRC	GBR	1:07.33		

Race 10, Group 1 (3 of 3)

<i>Fin</i>	<i>Nr</i>	<i>Name</i>	<i>Abr</i>	<i>Nat</i>	<i>Time</i>	<i>Pnts</i>	<i>>></i>
1	18	Greg Elliott	SHF	GBR	51.58		Q
2	140	Chris Murray	NIRC	GBR	56.42		Q
3	80	Zoe Clark	ALD	GBR	57.42		
4	36	Paul Connaghton	ALD	GBR	1:01.02		
5	42	Fiona Harrison	SHF	GBR	1:06.99		

Semi Final 500 meter Senior & Masters

Race 21, Group 2 (1 of 2)

<i>Fin</i>	<i>Nr</i>	<i>Name</i>	<i>Abr</i>	<i>Nat</i>	<i>Time</i>	<i>Pnts</i>	<i>>></i>
1	42	Fiona Harrison	SHF	GBR	58.59		Q
2	148	Becca Peach	NIRC	GBR	59.10		
3	36	Paul Connaghton	ALD	GBR	1:00.19		
4	97	Margaret Sukiennik	NIRC	GBR	1:05.09		

Race 22, Group 2 (2 of 2)

<i>Fin</i>	<i>Nr</i>	<i>Name</i>	<i>Abr</i>	<i>Nat</i>	<i>Time</i>	<i>Pnts</i>	<i>>></i>
1	80	Zoe Clark	ALD	GBR	57.80		Q
2	177	Mick O'Dea	SHF	GBR	58.31		
3	123	Peter Carter	ALD	GBR	1:02.36		

Race 23, Group 1 (1 of 2)

<i>Fin</i>	<i>Nr</i>	<i>Name</i>	<i>Abr</i>	<i>Nat</i>	<i>Time</i>	<i>Pnts</i>	<i>>></i>
1	242	Peter Carr	ALD	GBR	51.09		Q
2	33	Keith Wright	SHF	GBR	53.33		Q
3	149	Joe Cotteril	BISSC	GBR	53.79		q
4	46	Mark McKenzie	MIRC	GBR	56.99		

Race 24, Group 1 (2 of 2)

<i>Fin</i>	<i>Nr</i>	<i>Name</i>	<i>Abr</i>	<i>Nat</i>	<i>Time</i>	<i>Pnts</i>	<i>>></i>
1	18	Greg Elliott	SHF	GBR	50.63		Q
2	140	Chris Murray	NIRC	GBR	54.27		Q
3	78	Helen Kirkby	MIRC	GBR	55.69		
4	7	Lloyd Duncan	ALD	GBR	1:07.88		



Nottingham Open
Nottingham, Great Britain
23rd April 2017

Final 777 meter Senior & Masters

Race 36, Group 3 (1 of 1)

<i>Fin</i>	<i>Nr</i>	<i>Name</i>	<i>Abr</i>	<i>Nat</i>	<i>Time</i>	<i>Pnts</i>	<i>>></i>
1	177	Mick O'Dea	SHF	GBR	1:31.89		
2	148	Becca Peach	NIRC	GBR	1:32.77		
3	36	Paul Connaghton	ALD	GBR	1:34.69		
4	123	Peter Carter	ALD	GBR	1:37.92		
5	97	Margaret Sukiennik	NIRC	GBR	1:45.83		

Race 37, Group 2 (1 of 1)

<i>Fin</i>	<i>Nr</i>	<i>Name</i>	<i>Abr</i>	<i>Nat</i>	<i>Time</i>	<i>Pnts</i>	<i>>></i>
1	7	Lloyd Duncan	ALD	GBR	1:24.29	3	
2	78	Helen Kirkby	MIRC	GBR	1:27.60	2	
3	46	Mark McKenzie	MIRC	GBR	1:27.80	1	
4	80	Zoe Clark	ALD	GBR	1:29.95		
5	42	Fiona Harrison	SHF	GBR	1:30.13		

Race 38, Group 1 (1 of 1)

<i>Fin</i>	<i>Nr</i>	<i>Name</i>	<i>Abr</i>	<i>Nat</i>	<i>Time</i>	<i>Pnts</i>	<i>>></i>
1	242	Peter Carr	ALD	GBR	1:19.88	34	
2	18	Greg Elliott	SHF	GBR	1:20.39	21	
3	33	Keith Wright	SHF	GBR	1:24.15	13	
4	149	Joe Cotteril	BISSC	GBR	1:24.67	8	
5	140	Chris Murray	NIRC	GBR	1:29.40	5	



Nottingham Open
Nottingham, Great Britain
23rd April 2017

Distance Classification 777 meter Senior & Masters

#	Name	Team	ISU	Fin		Time
Final Group 1						
1	242 Peter Carr	ALD	GBR	1	34 1-1-1	1:19.88
2	18 Greg Elliott	SHF	GBR	2	21 1-1-2	1:20.39
3	33 Keith Wright	SHF	GBR	3	13 2-2-3	1:24.15
4	149 Joe Cotteril	BISSC	GBR	4	8 2-3-4	1:24.67
5	140 Chris Murray	NIRC	GBR	5	5 2-2-5	1:29.40
Final Group 2						
6	7 Lloyd Duncan	ALD	GBR	1	3 1-4-1	1:24.29
7	78 Helen Kirkby	MIRC	GBR	2	2 3-3-2	1:27.60
8	46 Mark McKenzie	MIRC	GBR	3	1 3-4-3	1:27.80
9	80 Zoe Clark	ALD	GBR	4	3-1-4	1:29.95
10	42 Fiona Harrison	SHF	GBR	5	5-1-5	1:30.13
Final Group 3						
11	177 Mick O'Dea	SHF	GBR	1	4-2-1	1:31.89
12	148 Becca Peach	NIRC	GBR	2	4-2-2	1:32.77
13	36 Paul Connaghton	ALD	GBR	3	4-3-3	1:34.69
14	123 Peter Carter	ALD	GBR	4	5-3-4	1:37.92
15	97 Margaret Sukiennik	NIRC	GBR	5	5-4-5	1:45.83



Nottingham Open
Nottingham, Great Britain
23rd April 2017

Overall Classification Senior & Masters

	#	Name	Team	ISU	FP	CDR		time
1	242	Peter Carr	ALD	GBR	34	2	1	1:19.88
2	18	Greg Elliott	SHF	GBR	21	3	2	1:20.39
3	33	Keith Wright	SHF	GBR	13	4	3	1:24.15
4	149	Joe Cotteril	BISSC	GBR	8	5	4	1:24.67
5	140	Chris Murray	NIRC	GBR	5	6	5	1:29.40
6	7	Lloyd Duncan	ALD	GBR	3	7	6	1:24.29
7	78	Helen Kirkby	MIRC	GBR	2	8	7	1:27.60
8	46	Mark McKenzie	MIRC	GBR	1	9	8	1:27.80
9	80	Zoe Clark	ALD	GBR		10	9	1:29.95
10	42	Fiona Harrison	SHF	GBR		11	10	1:30.13
11	177	Mick O'Dea	SHF	GBR		12	11	1:31.89
12	148	Becca Peach	NIRC	GBR		13	12	1:32.77
13	36	Paul Connaghton	ALD	GBR		14	13	1:34.69
14	123	Peter Carter	ALD	GBR		15	14	1:37.92
15	97	Margaret Sukiennik	NIRC	GBR		16	15	1:45.83



Nottingham Open
Nottingham, Great Britain
23rd April 2017

List of Competitors

Junior C & D

3	Crawford	Natalie	NIRC	GBR	STGBR20807200101
15	Gardner	Matt	SHF	GBR	STGBR12603200201
49	Ross-Waddell	Kyle	NIRC	GBR	STGBR10710200101
69	Lathwell-Watts	Helena	ALT	GBR	STGBR22512200301
87	Rowe	Ollie	ALD	GBR	STGBR11511200301
132	Prempeh	Solomon	ALD	GBR	STGBR11510200101
146	Hurley	Isaac	NIRC	GBR	STGBR12211200201
176	Kan	Skylar	SHF	GBR	STGBR12202200401
248	Lloyd	Sam	NIRC	GBR	STGBR10212200301
255	Weedon	Olivia	ALD	GBR	STGBR23003200201
283	Urquhart	Jack	NIRC	GBR	STGBR13008200201
290	Collins	Theo	ALD	GBR	STGBR10511200301
302	Robertson	Sophie	NIRC	GBR	STGBR21310200301



Nottingham Open
Nottingham, Great Britain
23rd April 2017

Qualification

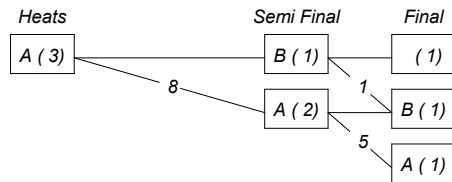
Junior C & D

(13 competitors)

April 23, 2017

14:49	5 - 7	3	Heats	500	1+2 + 2x3	qualify for Semi Final 500 Group 1 others continue in Semi Final 500 Group 2
15:39	18	1	Semi Final	500	1	qualify for Final 777 Group 2 others continue in Final 777 Group 3
15:42	19 - 20	2	Semi Final	500	1+2 + 1x3	qualify for Final 777 Group 1 others continue in Final 777 Group 2
16:36	33	1	Final	777		
16:39	34	1	Final	777		
16:43	35	1	Final	777		

777





Nottingham Open
Nottingham, Great Britain
23rd April 2017

Heats 500 meter Junior C & D

Race 5, Group 1 (1 of 3)

<i>Fin</i>	<i>Nr</i>	<i>Name</i>	<i>Abr</i>	<i>Nat</i>	<i>Time</i>	<i>Pnts</i>	<i>>></i>
1	132	Solomon Prempeh	ALD	GBR	51.96		Q
2	87	Ollie Rowe	ALD	GBR	52.23		Q
3	283	Jack Urquhart	NIRC	GBR	52.32		q
4	146	Isaac Hurley	NIRC	GBR	58.11		

Race 6, Group 1 (2 of 3)

<i>Fin</i>	<i>Nr</i>	<i>Name</i>	<i>Abr</i>	<i>Nat</i>	<i>Time</i>	<i>Pnts</i>	<i>>></i>
1	49	Kyle Ross-Waddell	NIRC	GBR	51.57		Q
2	290	Theo Collins	ALD	GBR	51.97		Q
3	176	Skylar Kan	SHF	GBR	53.31		q
4	69	Helena Lathwell-Watts	ALT	GBR	58.33		
5	248	Sam Lloyd	NIRC	GBR	1:03.15		

Race 7, Group 1 (3 of 3)

<i>Fin</i>	<i>Nr</i>	<i>Name</i>	<i>Abr</i>	<i>Nat</i>	<i>Time</i>	<i>Pnts</i>	<i>>></i>
1	255	Olivia Weedon	ALD	GBR	51.26		Q
2	302	Sophie Robertson	NIRC	GBR	52.38		Q
3	15	Matt Gardner	SHF	GBR	53.51		
4	3	Natalie Crawford	NIRC	GBR	55.57		

Semi Final 500 meter Junior C & D

Race 18, Group 2 (1 of 1)

<i>Fin</i>	<i>Nr</i>	<i>Name</i>	<i>Abr</i>	<i>Nat</i>	<i>Time</i>	<i>Pnts</i>	<i>>></i>
1	3	Natalie Crawford	NIRC	GBR	54.13		Q
2	146	Isaac Hurley	NIRC	GBR	56.14		
3	69	Helena Lathwell-Watts	ALT	GBR	56.33		
4	248	Sam Lloyd	NIRC	GBR	1:04.29		
<i>nf</i>	15	Matt Gardner	SHF	GBR	--		dnf

Race 19, Group 1 (1 of 2)

<i>Fin</i>	<i>Nr</i>	<i>Name</i>	<i>Abr</i>	<i>Nat</i>	<i>Time</i>	<i>Pnts</i>	<i>>></i>
1	132	Solomon Prempeh	ALD	GBR	48.16		Q
2	49	Kyle Ross-Waddell	NIRC	GBR	49.39		Q
3	302	Sophie Robertson	NIRC	GBR	51.95		
4	283	Jack Urquhart	NIRC	GBR	53.70		

Race 20, Group 1 (2 of 2)

<i>Fin</i>	<i>Nr</i>	<i>Name</i>	<i>Abr</i>	<i>Nat</i>	<i>Time</i>	<i>Pnts</i>	<i>>></i>
1	290	Theo Collins	ALD	GBR	50.04		Q
2	255	Olivia Weedon	ALD	GBR	50.32		Q
3	87	Ollie Rowe	ALD	GBR	50.91		q
4	176	Skylar Kan	SHF	GBR	52.92		



Nottingham Open
Nottingham, Great Britain
23rd April 2017

Final 777 meter Junior C & D

Race 33, Group 3 (1 of 1)

<i>Fin</i>	<i>Nr</i>	<i>Name</i>	<i>Abr</i>	<i>Nat</i>	<i>Time</i>	<i>Pnts</i>	<i>>></i>
1	15	Matt Gardner	SHF	GBR	1:27.61		
2	69	Helena Lathwell-Watts	ALT	GBR	1:29.89		
3	146	Isaac Hurley	NIRC	GBR	1:30.93		
4	248	Sam Lloyd	NIRC	GBR	1:49.90		

Race 34, Group 2 (1 of 1)

<i>Fin</i>	<i>Nr</i>	<i>Name</i>	<i>Abr</i>	<i>Nat</i>	<i>Time</i>	<i>Pnts</i>	<i>>></i>
1	283	Jack Urquhart	NIRC	GBR	1:22.19	3	
2	302	Sophie Robertson	NIRC	GBR	1:22.92	2	
3	3	Natalie Crawford	NIRC	GBR	1:23.55	1	
4	176	Skylar Kan	SHF	GBR	1:23.79		

Race 35, Group 1 (1 of 1)

<i>Fin</i>	<i>Nr</i>	<i>Name</i>	<i>Abr</i>	<i>Nat</i>	<i>Time</i>	<i>Pnts</i>	<i>>></i>
1	132	Solomon Prempeh	ALD	GBR	1:17.18	34	
2	290	Theo Collins	ALD	GBR	1:18.36	21	
3	49	Kyle Ross-Waddell	NIRC	GBR	1:18.90	13	
4	255	Olivia Weedon	ALD	GBR	1:19.39	8	
5	87	Ollie Rowe	ALD	GBR	1:23.21	5	



Nottingham Open
Nottingham, Great Britain

23rd April 2017

Distance Classification 777 meter Junior C & D

#	Name	Team	ISU	Fin		Time
Final Group 1						
1	132 Solomon Prempeh	ALD	GBR	1	34 1-1-1	1:17.18
2	290 Theo Collins	ALD	GBR	2	21 2-1-2	1:18.36
3	49 Kyle Ross-Waddell	NIRC	GBR	3	13 1-2-3	1:18.90
4	255 Olivia Weedon	ALD	GBR	4	8 1-2-4	1:19.39
5	87 Ollie Rowe	ALD	GBR	5	5 2-3-5	1:23.21
Final Group 2						
6	283 Jack Urquhart	NIRC	GBR	1	3 3-4-1	1:22.19
7	302 Sophie Robertson	NIRC	GBR	2	2 2-3-2	1:22.92
8	3 Natalie Crawford	NIRC	GBR	3	1 4-1-3	1:23.55
9	176 Skylar Kan	SHF	GBR	4	3-4-4	1:23.79
Final Group 3						
10	15 Matt Gardner	SHF	GBR	1	3-NF-1	1:27.61
11	69 Helena Lathwell-Watts	ALT	GBR	2	4-3-2	1:29.89
12	146 Isaac Hurley	NIRC	GBR	3	4-2-3	1:30.93
13	248 Sam Lloyd	NIRC	GBR	4	5-4-4	1:49.90



Nottingham Open
Nottingham, Great Britain
23rd April 2017

Overall Classification Junior C & D

	#	Name	Team	ISU	FP	CDR		time
1	132	Solomon Prempeh	ALD	GBR	34	2	1	1:17.18
2	290	Theo Collins	ALD	GBR	21	3	2	1:18.36
3	49	Kyle Ross-Waddell	NIRC	GBR	13	4	3	1:18.90
4	255	Olivia Weedon	ALD	GBR	8	5	4	1:19.39
5	87	Ollie Rowe	ALD	GBR	5	6	5	1:23.21
6	283	Jack Urquhart	NIRC	GBR	3	7	6	1:22.19
7	302	Sophie Robertson	NIRC	GBR	2	8	7	1:22.92
8	3	Natalie Crawford	NIRC	GBR	1	9	8	1:23.55
9	176	Skylar Kan	SHF	GBR		10	9	1:23.79
10	15	Matt Gardner	SHF	GBR		11	10	1:27.61
11	69	Helena Lathwell-Watts	ALT	GBR		12	11	1:29.89
12	146	Isaac Hurley	NIRC	GBR		13	12	1:30.93
13	248	Sam Lloyd	NIRC	GBR		14	13	1:49.90



Nottingham Open
Nottingham, Great Britain
23rd April 2017

List of Competitors

Junior E

34	Mardell	Thomas	BISSC	GBR	STGBR12908200601
37	Murray	Willem	NIRC	GBR	STGBR11406200701
41	Polak	Freddie	NIRC	GBR	STGBR11711200601
65	Weedon	Jack	ALD	GBR	STGBR12312200701
106	Marsden	Charlie	NIRC	GBR	STGBR10109200501
107	Clarey	Arty	NIRC	GBR	STGBR10111200501
109	Glynn	Noah	MIRC	GBR	STGBR12201200601
121	Surguy	Samuel	NIRC	GBR	STGBR12811200702
129	Barlow	Albie	ALD	GBR	STGBR11707200801
159	Armstrong	Joseph	ALD	GBR	STGBR13112200601
267	Dalili	Dante	ALD	GBR	STGBR12811200701



Nottingham Open
Nottingham, Great Britain
23rd April 2017

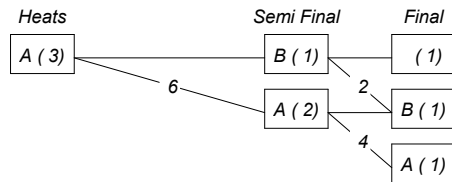
Qualification

Junior E (11 competitors)

April 23, 2017

14:42	2 - 4	3	Heats	333	1+2	qualify for Semi Final 333 Group 1
						others continue in Semi Final 333 Group 2
15:32	15	1	Semi Final	333	1+2	qualify for Final 500 Group 2
						others continue in Final 500 Group 3
15:34	16 - 17	2	Semi Final	333	1+2	qualify for Final 500 Group 1
						others continue in Final 500 Group 2
16:27	30	1	Final	500		
16:29	31	1	Final	500		
16:32	32	1	Final	500		

500





Nottingham Open
Nottingham, Great Britain
23rd April 2017

Heats 333 meter Junior E

Race 2, Group 1 (1 of 3)

<i>Fin</i>	<i>Nr</i>	<i>Name</i>	<i>Abr</i>	<i>Nat</i>	<i>Time</i>	<i>Pnts</i>	<i>>></i>
1	106	Charlie Marsden	NIRC	GBR	40.18		Q
2	159	Joseph Armstrong	ALD	GBR	40.60		Q
3	34	Thomas Mardell	BISSC	GBR	44.00		
4	121	Samuel Surguy	NIRC	GBR	48.36		

Race 3, Group 1 (2 of 3)

<i>Fin</i>	<i>Nr</i>	<i>Name</i>	<i>Abr</i>	<i>Nat</i>	<i>Time</i>	<i>Pnts</i>	<i>>></i>
1	41	Freddie Polak	NIRC	GBR	38.90		Q
2	37	Willem Murray	NIRC	GBR	39.30		Q
3	129	Albie Barlow	ALD	GBR	42.03		
p	267	Dante Dalili	ALD	GBR	--		penalty

Race 4, Group 1 (3 of 3)

<i>Fin</i>	<i>Nr</i>	<i>Name</i>	<i>Abr</i>	<i>Nat</i>	<i>Time</i>	<i>Pnts</i>	<i>>></i>
1	109	Noah Glynn	MIRC	GBR	38.22		Q
2	107	Arty Clarey	NIRC	GBR	39.79		Q
3	65	Jack Weedon	ALD	GBR	45.64		

Semi Final 333 meter Junior E

Race 15, Group 2 (1 of 1)

<i>Fin</i>	<i>Nr</i>	<i>Name</i>	<i>Abr</i>	<i>Nat</i>	<i>Time</i>	<i>Pnts</i>	<i>>></i>
1	129	Albie Barlow	ALD	GBR	43.16		Q
2	34	Thomas Mardell	BISSC	GBR	43.96		Q
3	65	Jack Weedon	ALD	GBR	45.19		
4	267	Dante Dalili	ALD	GBR	50.55		
5	121	Samuel Surguy	NIRC	GBR	58.20		

Race 16, Group 1 (1 of 2)

<i>Fin</i>	<i>Nr</i>	<i>Name</i>	<i>Abr</i>	<i>Nat</i>	<i>Time</i>	<i>Pnts</i>	<i>>></i>
1	41	Freddie Polak	NIRC	GBR	37.59		Q
2	106	Charlie Marsden	NIRC	GBR	39.55		Q
3	159	Joseph Armstrong	ALD	GBR	39.87		

Race 17, Group 1 (2 of 2)

<i>Fin</i>	<i>Nr</i>	<i>Name</i>	<i>Abr</i>	<i>Nat</i>	<i>Time</i>	<i>Pnts</i>	<i>>></i>
1	109	Noah Glynn	MIRC	GBR	37.74		Q
2	107	Arty Clarey	NIRC	GBR	38.80		Q
3	37	Willem Murray	NIRC	GBR	38.85		



Nottingham Open
Nottingham, Great Britain
23rd April 2017

Final 500 meter Junior E

Race 30, Group 3 (1 of 1)

<i>Fin</i>	<i>Nr</i>	<i>Name</i>	<i>Abr</i>	<i>Nat</i>	<i>Time</i>	<i>Pnts</i>	>>
1	65	Jack Weedon	ALD	GBR	1:08.37		
2	267	Dante Dalili	ALD	GBR	1:20.43		
3	121	Samuel Surguy	NIRC	GBR	1:20.57		

Race 31, Group 2 (1 of 1)

<i>Fin</i>	<i>Nr</i>	<i>Name</i>	<i>Abr</i>	<i>Nat</i>	<i>Time</i>	<i>Pnts</i>	>>
1	159	Joseph Armstrong	ALD	GBR	59.38	5	
2	129	Albie Barlow	ALD	GBR	1:06.03	3	
3	34	Thomas Mardell	BISSC	GBR	1:07.82	2	
4	37	Willem Murray	NIRC	GBR	1:10.40	1	

Race 32, Group 1 (1 of 1)

<i>Fin</i>	<i>Nr</i>	<i>Name</i>	<i>Abr</i>	<i>Nat</i>	<i>Time</i>	<i>Pnts</i>	>>
1	41	Freddie Polak	NIRC	GBR	54.90	34	
2	109	Noah Glynn	MIRC	GBR	55.68	21	
3	106	Charlie Marsden	NIRC	GBR	1:01.44	13	
4	107	Arty Clarey	NIRC	GBR	1:06.58	8	



Nottingham Open
Nottingham, Great Britain
23rd April 2017

Distance Classification 500 meter Junior E

#	Name	Team	ISU	Fin		Time		
Final Group 1								
1	41	Freddie Polak	NIRC	GBR	1	34	1-1-1	54.90
2	109	Noah Glynn	MIRC	GBR	2	21	1-1-2	55.68
3	106	Charlie Marsden	NIRC	GBR	3	13	1-2-3	1:01.44
4	107	Arty Clarey	NIRC	GBR	4	8	2-2-4	1:06.58
Final Group 2								
5	159	Joseph Armstrong	ALD	GBR	1	5	2-3-1	59.38
6	129	Albie Barlow	ALD	GBR	2	3	3-1-2	1:06.03
7	34	Thomas Mardell	BISSC	GBR	3	2	3-2-3	1:07.82
8	37	Willem Murray	NIRC	GBR	4	1	2-3-4	1:10.40
Final Group 3								
9	65	Jack Weedon	ALD	GBR	1		3-3-1	1:08.37
10	267	Dante Dalili	ALD	GBR	2		P-4-2	1:20.43
11	121	Samuel Surguy	NIRC	GBR	3		4-5-3	1:20.57



Nottingham Open
Nottingham, Great Britain
23rd April 2017

Overall Classification Junior E

	#	Name	Team	ISU	FP	CDR		time
1	41	Freddie Polak	NIRC	GBR	34	2	1	54.90
2	109	Noah Glynn	MIRC	GBR	21	3	2	55.68
3	106	Charlie Marsden	NIRC	GBR	13	4	3	1:01.44
4	107	Arty Clarey	NIRC	GBR	8	5	4	1:06.58
5	159	Joseph Armstrong	ALD	GBR	5	6	5	59.38
6	129	Albie Barlow	ALD	GBR	3	7	6	1:06.03
7	34	Thomas Maddell	BISSC	GBR	2	8	7	1:07.82
8	37	Willem Murray	NIRC	GBR	1	9	8	1:10.40
9	65	Jack Weedon	ALD	GBR		10	9	1:08.37
10	267	Dante Dalili	ALD	GBR		11	10	1:20.43
11	121	Samuel Surguy	NIRC	GBR		12	11	1:20.57



Nottingham Open
Nottingham, Great Britain
23rd April 2017

List of Competitors

Novice

901	Mardell	Jacob	BISSC	GBR
902	Gawith	Nicky	BISSC	GBR
903	Sakariya	Ujesh	NIRC	GBR
904	Bendall	Charlie	SHF	GBR
911	Iles	John	MIRC	GBR
912	Iles	Will	MIRC	GBR



Nottingham Open
Nottingham, Great Britain
23rd April 2017

Round 1 222 meter Novice

Race 1, Group 1 (1 of 1)

<i>Fin</i>	<i>Nr</i>	<i>Name</i>	<i>Abr</i>	<i>Nat</i>	<i>Time</i>	<i>Pnts</i>	<i>>></i>
1	912	Will Iles	MIRC	---	28.84	34	
2	902	Nicky Gawith	BISSC	---	31.08	21	
3	903	Ujesh Sakariya	NIRC	---	34.40	13	
4	901	Jacob Mardell	BISSC	---	34.82	8	
5	911	John Iles	MIRC	---	35.82	5	
6	904	Charlie Bendall	SHF	---	32.43	3	



Nottingham Open
Nottingham, Great Britain
23rd April 2017

Round 2 333 meter Novice

Race 14, Group 1 (1 of 1)

<i>Fin</i>	<i>Nr</i>	<i>Name</i>	<i>Abr</i>	<i>Nat</i>	<i>Time</i>	<i>Pnts</i>	<i>>></i>
1	912	Will Iles	MIRC	---	43.28	34	
2	911	John Iles	MIRC	---	44.29	21	
3	901	Jacob Mardell	BISSC	---	--	13	
4	904	Charlie Bendall	SHF	---	--	8	
5	903	Ujesh Sakariya	NIRC	---	--	5	
6	902	Nicky Gawith	BISSC	---	50.28	3	



Nottingham Open
Nottingham, Great Britain
23rd April 2017

Round 3 222 meter Novice

Race 29, Group 1 (1 of 1)

<i>Fin</i>	<i>Nr</i>	<i>Name</i>	<i>Abr</i>	<i>Nat</i>	<i>Time</i>	<i>Pnts</i>	<i>>></i>
1	911	John Iles	MIRC	---	--	34	
2	901	Jacob Mardell	BISSC	---	--	21	
3	903	Ujesh Sakariya	NIRC	---	--	13	
<i>nf</i>	904	Charlie Bendall	SHF	---	--		dnf
<i>nf</i>	912	Will Iles	MIRC	---	--		dnf
<i>nf</i>	902	Nicky Gawith	BISSC	---	--		dnf



Nottingham Open
Nottingham, Great Britain
23rd April 2017

Round 4 333 meter Novice

Race 42, Group 1 (1 of 1)

<i>Fin</i>	<i>Nr</i>	<i>Name</i>	<i>Abr</i>	<i>Nat</i>	<i>Time</i>	<i>Pnts</i>	<i>>></i>
1	912	Will Iles	MIRC	---	28.58	34	
2	902	Nicky Gawith	BISSC	---	31.08	21	
3	903	Ujesh Sakariya	NIRC	---	34.19	13	
4	901	Jacob Mardell	BISSC	---	35.35	8	
5	911	John Iles	MIRC	---	35.94	5	
6	904	Charlie Bendall	SHF	---	36.69	3	



Nottingham Open
Nottingham, Great Britain
23rd April 2017

Final 12 Lap relay Relays

Race 43, Group 1 (1 of 1)

<i>Fin</i>	<i>Nr</i>	<i>Name</i>	<i>Abr</i>	<i>Nat</i>	<i>Time</i>	<i>Pnts</i>	<i>>></i>
1	13	Nottingham E	NOT-E	GBR	2:51.01		
		248 Sam Lloyd					
		37 Willem Murray					
		106 Charlie Marsden					
		107 Arty Clarey					
		121 Samuel Surguy					
2	12	Mixed C	MIX-C	GBR	3:13.13		
		34 Thomas Mardell					
		65 Jack Weedon					
		109 Noah Glynn					
		129 Albie Barlow					
		159 Joseph Armstrong					
		267 Dante Dalili					



Nottingham Open
Nottingham, Great Britain
23rd April 2017

Final 2000 m Relay Relays

Race 44, Group 1 (1 of 3)

<i>Fin</i>	<i>Nr</i>	<i>Name</i>	<i>Abr</i>	<i>Nat</i>	<i>Time</i>	<i>Pnts</i>	<i>>></i>
1	8	Nottingham D 39 Fern Taylor 44 Talya Kaye 136 Rose Happer 146 Isaac Hurley	NOT-D	GBR	3:40.75		
2	10	Mixed A 46 Mark McKenzie 78 Helen Kirkby 97 Margaret Sukiennik 148 Becca Peach	MIX-A	GBR	3:45.35		
<i>nf</i>	11	Mixed B 36 Paul Connaghton 80 Zoe Clark 123 Peter Carter 149 Joe Cotteril 69 Helena Lathwell-Watts	MIX-B	GBR	--		dnf
<i>p</i>	9	Sheffield B 104 Brandon Marshall 42 Fiona Harrison 177 Mick O'Dea 15 Matt Gardner	SHF-B	GBR	--		penalty

Race 45, Group 1 (2 of 3)

<i>Fin</i>	<i>Nr</i>	<i>Name</i>	<i>Abr</i>	<i>Nat</i>	<i>Time</i>	<i>Pnts</i>	<i>>></i>
1	4	Sheffield A 125 Johanco Veldsman 135 Bradley Wills 18 Greg Elliott 33 Keith Wright	SHF-A	GBR	3:25.85		
2	6	Nottingham C 140 Chris Murray 3 Natalie Crawford 283 Jack Urquhart 302 Sophie Robertson	NOT-C	GBR	3:28.80		
3	5	Aldwych B 147 Alex Collins 7 Lloyd Duncan 242 Peter Carr 87 Ollie Rowe	ALD-B	GBR	3:31.12		
4	7	Mohawks 31 Natasha Nemeth-Knight 286 Charlotte Hayward 176 Skylar Kan	MOH-A	GBR	3:37.10		

Race 46, Group 1 (3 of 3)

<i>Fin</i>	<i>Nr</i>	<i>Name</i>	<i>Abr</i>	<i>Nat</i>	<i>Time</i>	<i>Pnts</i>	<i>>></i>
1	1	Aldwych A 252 Tanith Turner 132 Solomon Prempeh 255 Olivia Weedon 290 Theo Collins	ALD-A	GBR	3:12.62		
2	2	Nottingham A 95 Isabelle Roberts 274 Holly Hoyland 49 Kyle Ross-Waddell	NOT-A	GBR	3:15.73		
3	3	Nottingham B 92 Jack Crawford 145 Ben Roberts 254 Daniel Pickering	NOT-B	GBR	3:24.51		